

Temiskaming Shores

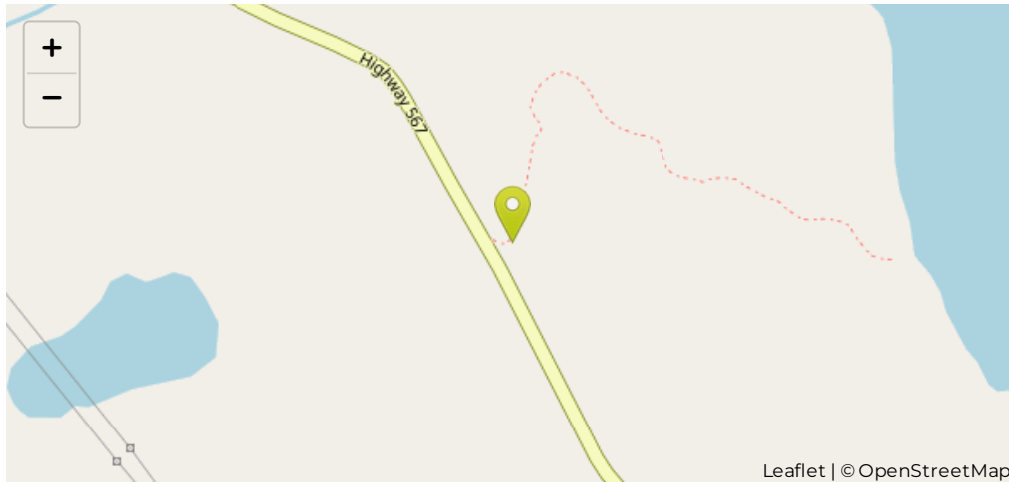
Mathew Bahm
2023-03-21



Devil's Rock Short Trail

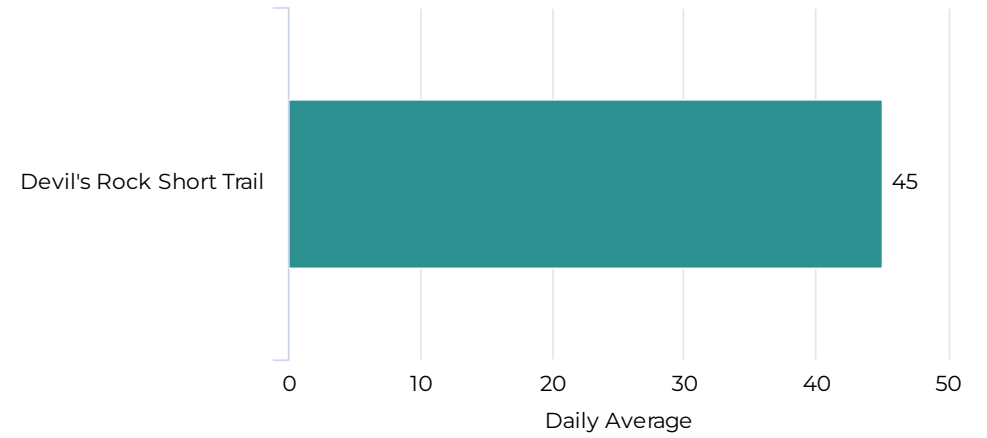
March 21, 2022 → March 20, 2023

Location



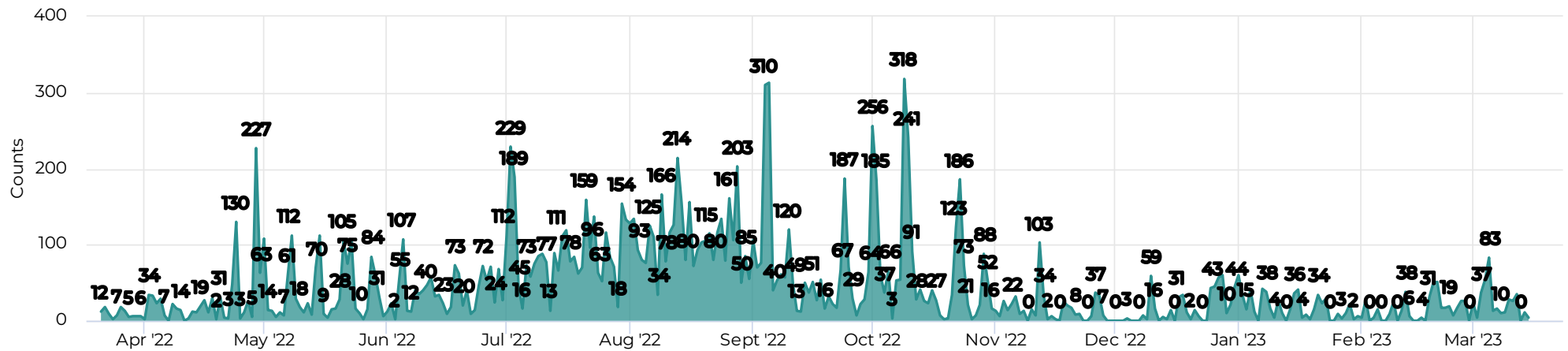
Daily Average

2022-03-21 → 2023-03-20



Daily traffic

2022-03-21 → 2023-03-20



Devil's Rock Short Trail

March 21, 2022 → March 20, 2023

Key Figures Summary

📅 2022-03-21 → 2023-03-20

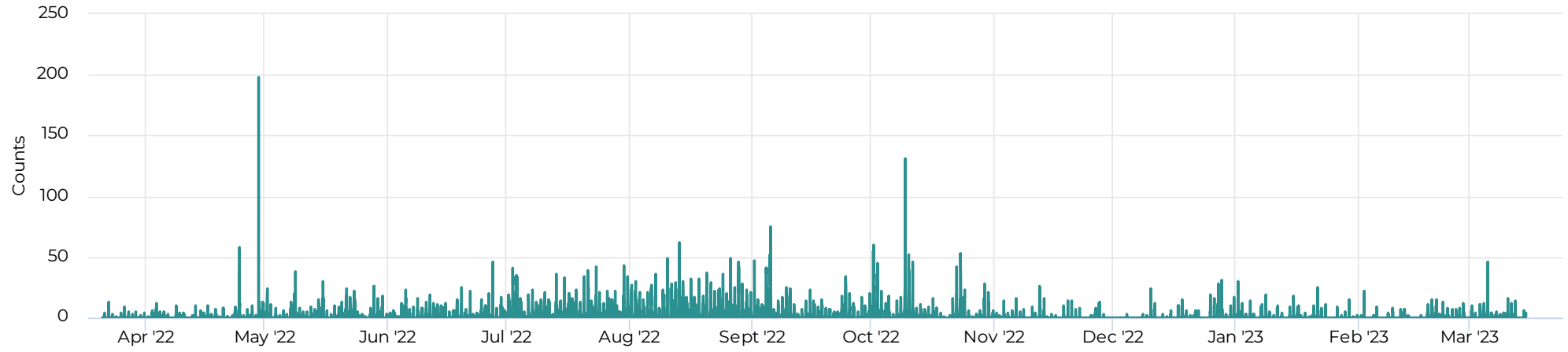
Site	Total ▼	Daily Average	Peak Day	Peak Count
Devil's Rock Short Trail	16,037	45	Sun Oct 9, 2022	318
Devil's Rock Short Trail Pedestrian OUT	8,531	24	Mon Sep 5, 2022	166
Devil's Rock Short Trail Pedestrian IN	7,506	21	Sun Oct 9, 2022	178

Devil's Rock Short Trail

March 21, 2022 → March 20, 2023

Hourly Count

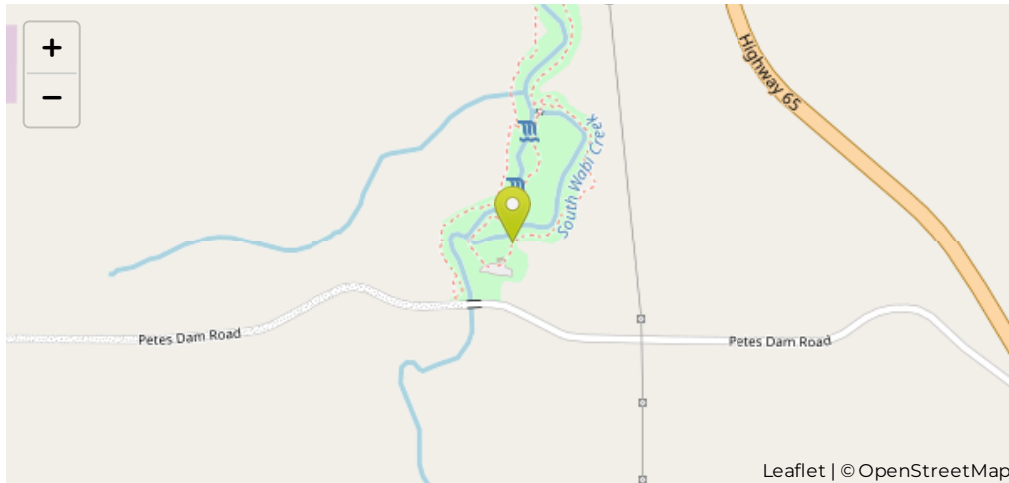
📅 2022-03-21 → 2023-03-20



Petes Dam

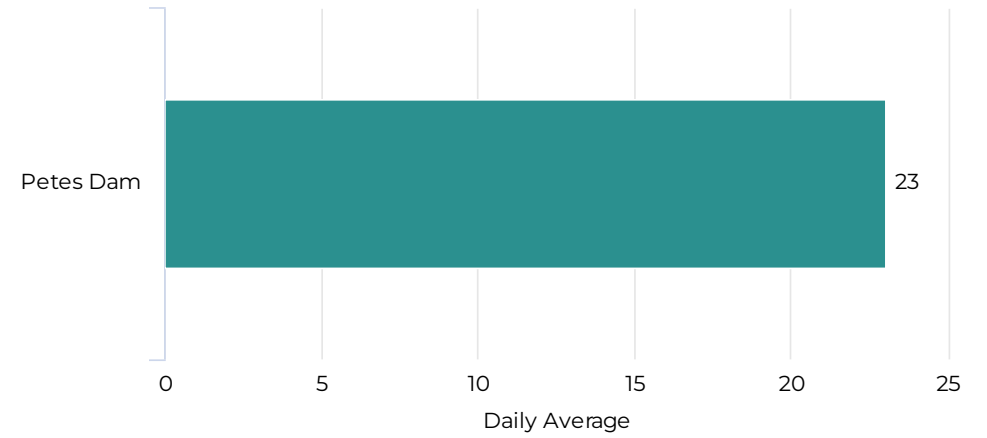
March 21, 2022 → March 20, 2023

Location



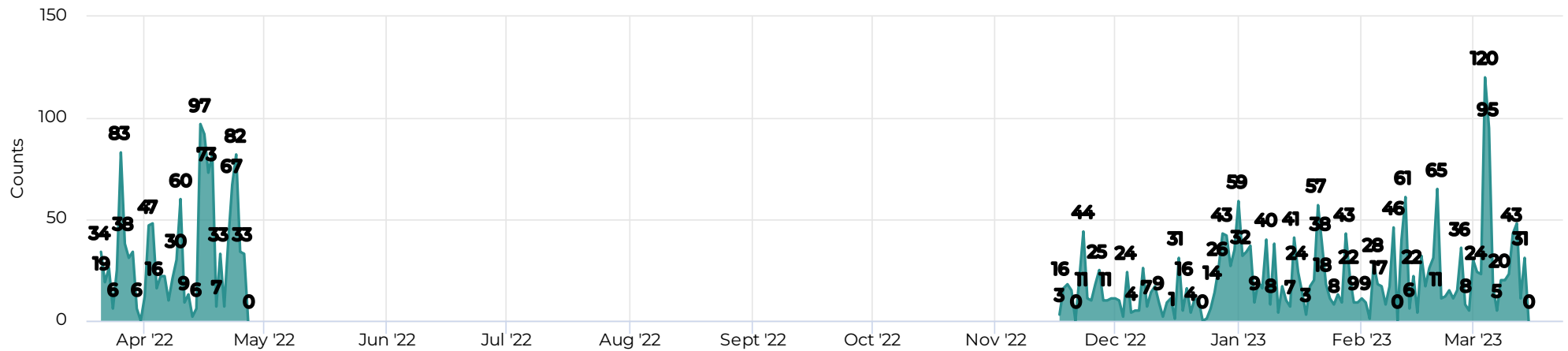
Daily Average

2022-03-21 → 2023-03-20



Daily traffic

2022-03-21 → 2023-03-20



Petes Dam

March 21, 2022 → March 20, 2023

Key Figures Summary

📅 2022-03-21 → 2023-03-20

Site	Total ▼	Daily Average	Peak Day	Peak Count
Petes Dam	3,674	23	Sat Mar 4, 2023	120
Petes Dam Pedestrian IN	2,624	17	Sat Mar 4, 2023	99
Petes Dam Pedestrian OUT	1,050	7	Fri Apr 15, 2022	53

Petes Dam

March 21, 2022 → March 20, 2023

Hourly Count

📅 2022-03-21 → 2023-03-20

