



ONTARIO CLEAN WATER AGENCY
AGENCE ONTARIENNE DES EAUX

2025 Annual Performance Report for the New Liskeard Sewage Treatment Lagoon & Sewage Collection System

January 1, 2025 to December 31, 2025

PREPARED BY

Ontario Clean Water Agency
on behalf of the City of Temiskaming Shores

Date: March 19, 2026

Rev: 0

Revision History

Rev. No.	Date	Prepared by:	Approved by:	Description
0	March 19, 2026	I. Bruneau, PCT	B. Logan, Senior Operations Manager	Revision 0 issued

Table of Contents

Executive Summary	1
Introduction.....	2
1 System Description	5
2 Monitoring Program.....	9
2.1 Monitoring Program as Outlined in the Environmental Compliance Approval	9
2.2 Deviations from the Monitoring Program	12
3 Interpretation of Monitoring and Analytical Data	13
3.1 Influent Flow	13
3.1.1 Monthly Influent Flows.....	14
3.1.2 Annual Influent Flows	15
3.1.3 Historical Influent Flows	15
3.2 Effluent Flows	17
3.3 Influent Verses Effluent Flows	17
3.4 Influent (Raw Sewage) Quality	18
3.4.1 Historical Trends of Influent Characteristics	19
3.5 Lagoon Cell Contents	19
3.6 Effluent Quality	20
3.7 Sewage Treatment Program Success and Adequacy.....	21
4 Effluent Quality Assurance and Control Measures Undertaken	21
5 Efforts Made to Meet Effluent Objectives	23
6 Operating Problems & Corrective Actions	24
7 Maintenance Procedures Performed on the Works.....	24
8 Calibration & Maintenance of all Monitoring Equipment	25
9 Sludge Management	26
9.1 Sludge Generation and Disposal	26
9.2 Imported Sludge.....	28
10 Abnormal Discharge Events.....	29
10.1 Overflow, Bypass and Spill Events	29
10.2 Situations Outside Normal Operating Conditions	30

10.3 Efforts Made to Reduce System Overflows and Bypasses 31

10.4 Summary of Alterations to the System to Reduce Overflows 32

10.5 Public Notification..... 33

11 Complaints..... 33

12 Notice of Modifications on Sewage Works 33

13 Proposed Alterations to the Works 33

List of Tables

Table 1: Analytical Parameters 9

Table 2: Sampling Requirements for the Raw Sewage (Influent)..... 11

Table 3: Sampling Requirements for the Lagoon Contents..... 11

Table 4: Sampling Requirements for the Final Effluent..... 11

Table 5: Influent and Effluent Monitoring Schedule 12

Table 6: Comparison of the Monthly Influent Flows to the Rated Capacity 14

Table 7: Comparison of the Annual Influent Flow to the Rated Capacity 15

Table 8: Comparison of Historical Influent Flows (2010 to 2025) 15

Table 9: Monthly Effluent Flows in 2025 17

Table 10: Influent Concentrations – Gray Road SPS..... 18

Table 11: Influent Concentrations – Goodman Street SPS..... 19

Table 12: Influent Concentrations – Niven Street SPS..... 19

Table 13: Lagoon Cell Contents 19

Table 14: Effluent Concentrations 20

Table 15: Effluent Loadings..... 21

Table 16: Performance Summary 21

Table 17: Effluent Concentration Objectives..... 24

Table 18: Calibration Summary..... 26

Table 19: Sludge Volume Cell D1 26

Table 20: Sludge Volume Cell D2 27

Table 21: Sludge Volume Cell A1 27

Table 22: Sludge Volume Cell A2 28

Table 23: Sludge Volume Polishing Pond B..... 28
Table 24: Sludge Volume Polishing Pond C..... 28
Table 25: Summary of Hauled Sludge Volumes..... 29
Table 26: Summary of Abnormal Discharge Events in 2025..... 29
Table 27: Peak Design Capacity Exceedances..... 30

List of Figures

Figure 1 –New Liskeard Lagoon System 6
Figure 2 – 2025 Influent Flow into the New Liskeard Lagoon 15
Figure 3 – Historical Influent Flow Trends (2010 to 2025) 16
Figure 4 – Comparison of Influent and Effluent Flows (2025)..... 18

Appendix A: 2025 and 2026 Influent and Effluent Sampling Schedules

Appendix B: Monthly Process Data Report

Appendix C: Historical Trends of Influent Characteristics

Appendix D: Maintenance Summary

Appendix E: Summary of Abnormal Discharge Events

Executive Summary

The New Liskeard Sewage Treatment Lagoon is located at 177304 Bedard Road in the community of New Liskeard within the City of Temiskaming Shores. The sewage treatment lagoon is designed to treat a daily average flow of 5500 m³/day and a peak flow of 8250 m³/day. It is classified as a Class 1 wastewater treatment system under Ontario Regulation 129/04 and operates under Environmental Compliance Approval (ECA) No. 5103-CDFJWC for Municipal and Private Sewage Works issued on April 13, 2022.

The New Liskeard Sewage Collection System is a Class 3 wastewater collection system under Ontario Regulation 129/04 that follows the requirements of ECA No. 218-W601 for Municipal Sewage Collection Systems issued on October 27, 2023.

This report summarizes the requirements of each Approval and describes the system's operational performance to demonstrate the production of quality effluent.

The New Liskeard Lagoon operated well in 2025 producing a high quality effluent that met all of the effluent compliance limits and design objectives specified in the system's ECA.

The system met the rated capacity limit having an annual average daily flow to the lagoon of 4323 m³, which is 79% of the rated capacity. The total volume of influent flow measured in 2025 was 1,578,008, compared to the effluent flow of 1,583,543 m³.

The New Liskeard Lagoon exceeded its peak design capacity on twenty eight occasions, each associated with heavy rainfall and/or snow melt events. In addition, three separate overflow events occurred within the sewage collection system at three different sewage pumping stations. Details of these events are provided in Section 10.

All requirements specified in the system's ECA and any issues experienced at the facility are further explained throughout the report.

Introduction

Condition 11(4) of ECA No. 5103-CDFJWC for the New Liskeard Sewage Treatment Lagoon requires the Owner to prepare and submit a performance report to the Ministry of the Environment's District Manager on an annual basis by March 31st for the preceding calendar year. The 2025 Annual Performance Report was prepared by the Ontario Clean Water Agency (OCWA) on behalf of the City of Temiskaming Shores and is based on information kept on record by OCWA. The report has been completed in accordance with the approval and contains, but is not limited to the following information outlined in the ECA:

- A summary and interpretation of all influent monitoring data, and a review of historical trend of the sewage characteristics and flow rates;
- A summary and interpretation of all final effluent monitoring data, including concentration, flow rates, loading and a comparison to design objectives and compliance limits in the Approval, including an overview of the success and adequacy of the Works;
- A summary of all operating issues encountered and corrective actions taken;
- A summary of all normal and emergency repairs and maintenance carried out on any major structure, equipment, apparatus or mechanism forming part of the Works;
- A summary of any effluent quality assurance or control measures undertaken;
- A summary of the calibration and maintenance carried out on all influent and final effluent monitoring equipment to ensure that the accuracy is within the tolerance of that equipment as required in this Approval or recommended by the manufacturer;
- A summary of efforts made to achieve the design objectives in this Approval, including an assessment of the issues and recommendations for pro-active actions if any are required under the following situations:
 - i* when any of the design objectives is not achieved more than 50% of the time in a year, or there is an increasing trend in deterioration of final effluent quality;
 - ii* when the annual average daily influent flow reaches 80% of the rated capacity;
- A tabulation of the measured volume of sludge accumulated in the lagoon cells in five year intervals and the estimated volume in the interim years (including stabilized sludge from the Haileybury Sewage Treatment Plant) and when sludge was disposed of during the reporting period, a summary of disposal locations and volumes of sludge at each location;
- A summary of any complaints received and any steps taken to address the complaints;
- A summary of all bypasses, overflows, and other situations outside normal operating conditions and spills within the meaning of Part X of EPA and abnormal discharge events;

- A summary of all Notice of Modifications to Sewage Works completed under Paragraph 1.d of Condition 10, including a report on the status of implementation of all modifications;
- A summary of efforts made to achieve conformance with Procedure F-5-1 including but not limited to projects undertaken and completed in the sanitary sewer system that result in overall bypass/overflow elimination including expenditures and proposed projects to eliminate bypass/overflows with estimated budget forecast for the year following that for which the report is submitted;
- Any changes or updates to the schedule for the completion of constructions and commissioning operations of major process(es)/equipment groups in the Proposed Works;
- A summary of any deviation from the monitoring schedule and reasons for the current reporting year and a schedule for the next reporting year.

Condition 4.0(4.6) of the ECA No. 218-W601 for the New Liskeard Sewage Collection System requires the Owner to prepare and submit an annual performance report to the Ministry of the Environment's Director on or before March 31st of each year and covers a period from January 1st to December 31st of the preceding calendar year. This report must include, but is not limited to the following information;

- If applicable, includes a summary of all required monitoring data along with an interpretation of the data and any conclusion drawn from the data evaluation about the need for future modifications to the Authorized System or system operations;
- Includes a summary of any operating problems encountered and corrective actions taken;
- Includes a summary of all calibration, maintenance, and repairs carried out on any major structure, equipment, apparatus, mechanism, or thing forming part of the Municipal Sewage Collection System;
- Includes a summary of any complaints related to the Sewage Works received during the reporting period and any steps taken to address the complaints.
- Includes a summary of all Alterations to the Authorized System within the reporting period that are authorized by this Approval including a list of Alterations that pose a Significant Drinking Water Threat;
- Includes a summary of all Collection System Overflow(s) and Spill(s) of Sewage, including: dates, volumes and durations. If applicable, loadings for total suspended solids, BOD₅, total phosphorus, and total Kjeldahl nitrogen, and sampling results for *E.coli*, disinfection, if any and any adverse impact(s) and any corrective actions, if applicable;
- Includes a summary of efforts made to reduce Collection System Overflows, Spills, STP Overflows, and/or STP Bypasses, including the following items, as applicable:
 - a) A description of projects undertaken and completed in the Authorized System that result in overall overflow reduction or elimination including expenditures

and proposed projects to eliminate overflows with estimated budget forecast for the year following that for which the report is submitted.

- b) If applicable, details of the establishment and maintenance of a Pollution Prevention Control Plan (PPCP), including a summary of project progresses compared to the PPCP's timelines.
- c) An assessment of the effectiveness of each action taken.
- d) An assessment of the ability to meet Procedure F-5-1 or Procedure F-5-5 objectives (as applicable) and if able to meet the objectives, an overview of next steps and estimated timelines to meet the objectives.
- e) Public reporting approach including proactive efforts.

The two reports have been merged into one and is presented as the 2025 Annual Performance Report. The report was prepared by the Ontario Clean Water Agency (OCWA) on behalf of the City of Temiskaming Shores and is based on information kept on record by OCWA.

1 System Description

Sewage System Name:	New Liskeard Sewage Treatment Lagoon
Sewage System Works Number:	110000515
Sewage System Address:	177304 Bedard Road, New Liskeard Ontario
Sewage System Owner:	Corporation of the City of Temiskaming Shores
Sewage Treatment ECA:	5103-CDFJWC, issued April 13, 2022
Sewage Collection ECA:	218-W601, issued October 27, 2023
Reporting Period:	January 1, 2025 to December 31, 2025

Capacity of Works:	5500 m ³ /day annual average, 8250 m ³ /day peak
Service Area:	Community of New Liskeard and Dymond
Service Population:	5400
Effluent Receiver:	Wabi River to Lake Timiskaming
Major Process:	Four Celled Aerated Lagoon with Two Polishing Ponds

The New Liskeard Wastewater Lagoon is a Class 1 facility that provides sewage treatment for the communities of New Liskeard and Dymond. Environmental Compliance Approval No: 9205-ANYPRW allows an average rated capacity of 5500 m³/day. The system is equipped with flow meters installed at three different sewage pumping stations (the Goodman Street SPS, the Niven Street SPS and the Gray Road SPS) to measure the raw sewage into the lagoon.

The system consists of four aerated cells (Cells D1, D2, A1 and A2) and two polishing ponds (Cells B and C) which operate in series. There is also a storage cell, Cell F, which was designed as an additional temporary storage pond when maintenance is required on Cells A1 and A2. Cell E is used as a sludge drying bed (Figure 1).

Aeration of the four cells is provided by a fine bubble system complete with two 30 hp, 17.7 m³/min air blowers and one 60 hp, 35.4 m³/min air blower with variable frequency drive located in a building on-site. The polishing ponds are equipped with chemical feed systems for phosphorus removal using ferric sulphate. Ferric can also be fed by an injection point located at an intercell chamber between Cells D2 and A1.

The sludge storage lagoon (Cell E) is for the management of sludge from the polishing lagoons and for stabilized sludge from the aerobic digesters at the Haileybury Sewage Treatment Plant. There is a decant pipe for supernatant to be returned to cell D1.

The phosphorus removal system is comprised of a 27 m³ chemical solution tank (ferric sulphate) and two diaphragm metering pumps. There are two dosing points established; one between cells D2 and A1 and between cell A2 and either B or C depending on the gate position.



Figure 1 –New Liskeard Lagoon System

The outlet structure is described as being 3.0 m x 3.0 m with stop logs located at the north end of the lagoon between Cell B and Cell C, separately connected to Cell B by a 600 mm diameter pipe and to Cell C by a 600 mm diameter pipe as well as two 300 mm diameter emergency overflow pipes, and a 300 mm diameter outfall sewer. A weir and milltronics level indicator installed on the outfall measures effluent flows from the lagoon to the Wabi River which eventually discharges to Lake Temiskaming.

The New Liskeard sewage collection system consists of trunk sewers, separate sewers, nominally separate sewers, forcemains and seven (7) sewage pumping stations that direct sanitary sewage to the New Liskeard Sewage Lagoon.

Niven Street SPS is located at 185 Niven Street North at the end of Niven Street North adjacent to the Wabi River. It is designed for a peak flow and firm design capacity of 315 L/s. A magnetic flow meter measures the influent flow directed to the lagoon.

The station is comprised of a pump room with a valved interconnected dual-celled wet well equipped with three (3) variable speed submersible sewage pumps each with a rated capacity of 130 L/s at 74.0m total dynamic head (TDH). Three pumps are capable of operating at high pumping volumes during peak wet weather times. One pump is located in one wet well and the other two pumps are located in the second wet well.

Other equipment found in the station include; manual bar screens, ultrasonic liquid level and alarm level (including overflow) system, surge tank, bar racks, associated piping, electrical and control works.

The station is also equipped with a chlorine variable speed metering pump and solution tank for overflow events and a Parshall flume for flow measurement.

A generator room accommodates a 450 kW diesel generator set, motor control centre (MCC) and instrumentation.

The 2,452 meter forcemain directly discharges sewage into the inlet chamber then to Cell D1 of the New Liskeard Lagoon.

Goodman Street SPS is located on the east side of the Ontario Northland Railway line and approximately 660 m north of Jaffray Street with a design capacity of 195 L/s.

The station consists of two in-ground wet wells (5m long x 3m wide x 10m deep) with a 600 mm wide inlet channel equipped with three sewage pumps each rated at 191 L/s against a total dynamic head (TDH) of 19.1 meters. One pump is located in one wet well and the other two pumps are located in the second wet well.

The control building houses MCC panels, PLC panel with instrumentation control and alarm system, lighting, heating and ventilation system. Other equipment found in the station include; two ultrasonic level detectors with back-up float switch connected to an alarm system, interconnected piping and valves pumps, and appurtenances to allow for the proper operation of the station.

A sub-grade valve chamber is equipped with a swing check valve and overflow piping connected to a 450 mm diameter, 190 meter long sanitary forcemain which directs flow to a distribution chamber and then from there can go to Cell D1 or Cell D2 at the New Liskeard Lagoon. It is equipped with a magnetic flow meter that measures the influent flow directed to the lagoon.

Emergency power is supplied by a 100 kW standby diesel generator located outside the lift station.

Gray Road SPS is located on the south side of Gray Road, approximately 140 meters west of the intersection of Gray Road and Highway 65 East and Armstrong Street.

The station is comprised of a two celled wet well each approximately 3.34 m long and 5.8 m wide and 3.5 m deep. One wet well is equipped with three submersible sewage pumps equipped with variable frequency drive (VFD) motors. Each pump has a rated capacity of 120 L/s at a total dynamic head (TDH) of 11 meters. The second wet well has the capacity to house three additional sewage pumps if required in the future. The wet wells are equipped with a dedicated ventilation and odour control system.

Other equipment found in the station include; piping, mechanical, electrical, instrumentation and control works (MCC and PLC panels) necessary to have a complete and operable pumping station

The station is connected to a 683 meter long, 450 mm diameter trunk sewer located along Armstrong Street and receives sanitary sewage from the Robert/Elm sewage pumping station. It is also connected to seven sanitary sewers that direct sewage to the station.

The sanitary forcemain consists of twin 450 mm diameter high density polyethylene (HDPE) that is approximately 1279 meters long and discharges sewage into the inlet chamber then to

Cell D1 of the New Liskeard Lagoon. A magnetic flow meter measures the influent flow directed to the lagoon.

The station has a septage receiving system equipped with a flow meter, level transmitter and back-up level probe control.

A 150 KW diesel standby generator is equipped with enhanced sound attenuation, thermal insulation and housed in a weather and tamper proof enclosure located outside the pumping station building. It can maintain all aspects of the operation during a power outage.

Montgomery Avenue SPS is located on Montgomery Avenue and Fleming Drive. The station is comprised of a 2.86 cubic meter poured concrete wet well equipped with two 10 HP Flygt sewage pumps each rated at 16.5 L/s at a total dynamic head (TDH) of 15.8 meters with a firm capacity of 21 L/s at a TDH of 17.1m discharge rate.

The control building houses pump controls, PLC control panel, level indicators, transfer switch and alarm system. Other equipment found in the station include mechanical and electrical work, associated piping and appurtenances to allow for the proper operation of the station.

A 150 mm diameter, 599 meter long forcemain discharges to the Dymond/Wedgewood gravity system and is then directed to Niven Street Pumping Station.

The station is equipped with a 40 KW standby diesel generator is equipped and can maintain all aspects of the operation during a power outage.

Whitewood Avenue SPS is located at 57 Riverside Drive adjacent to the municipal marina. It is designed for a peak flow and firm design capacity of 127 L/s

The station has an internal diameter of 8.4 m and is 8 m deep. It is equipped with an emergency overflow sewer from the wet well to the Wabi River and four submersible pumps (three rated at 67 L/s at TDH of 48 m and one bypass pump rated at 200 L/s at TDH of 6.5 m)

Other equipment found at the station include; two 200 mm diameter syphons connected to the well, a 525 mm sanitary sewer connected to the wet well, grating, exhaust pipes, ladders, a board walk, piping and associated appurtenances. Mechanical, electrical, instrumentation and control systems are on-site to ensure proper operation of the pumping station.

The 12 m long, 300 mm diameter overflow sewer discharges wastewater from the station to a manhole and eventually to the Wabi River. It is equipped with a 250 mm bore flow meter (inside an on-line meter chamber), a chemical feed line that injects sodium hypochlorite to the sewage overflow from the chemical room.

A 250 mm forcemain, approximately 15 m long directs wastewater from the pumping station to an existing forcemain located on Whitewood Avenue which then flows to the Niven Street sewage pumping station. It is equipped with a 200mm bore flow meter inside an on-line meter chamber (flow meter currently out of service), yard piping and associated appurtenances.

A generator building accommodates a 165 kW diesel generator set, a fuel tank having a capacity of 1000 L, a fuel piping, control panel and instrumentation.

Robert/Elm SPS is located on municipal land, at the South corner of Elm Avenue and Robert Street having a design flow capacity of 39.6 L/s.

The station is comprised of a precast fiber glass wet well housing two submersible sewage pumps (one duty and one stand-by), each pump capable of handling 39.6 L/s at a total dynamic head (TDH) of 20.87 m, complete with a 300 mm diameter inlet sanitary sewer, vent piping and an access hatch, a 250 mm diameter discharge forcemain and an emergency overflow which is directed to the Whitewood sewage pumping station.

Pump controls consist of a power and control panel including manual transfer switch, horizontal level regulator hanger, upper and intermediate guide bars, back up low and high water level floats.

The forcemain is approximately 1,191 m long and heads to a 400 mm diameter sanitary sewer on the west side of Armstrong Street.

A manual operated emergency overflow pump with a capacity of 120 L/s at a 8 m TDH discharges to a common 7.5 m forcemain to Lake Temiskaming.

An 85 kW portable diesel generator is available to provide back-up power.

Cedar Avenue SPS is located at the corner of Cedar Avenue and Armstrong Street near the municipal recreational complex and arena. It consists of a single cylindrical poured concrete wet well approximately 3 m in diameter and 6 m deep with two submersible Flygt pumps each rated at 7.4 L/s at 5.4 m TDH along with associated piping and controls.

The station is powered by a motor control center (MCC) and fully controlled by a PLC/SACADA system. The connected forcemain pumps to the Whitewood sewage pumping station.

This pumping station serves a very small sewage catchment area. There is no standby power supply or overflow piping.

2 Monitoring Program

2.1 Monitoring Program as Outlined in the Environmental Compliance Approval

Table 1: Analytical Parameters

BOD₅	Five Day Biochemical Oxygen Demand – is measured in an unfiltered sample; includes carbonaceous and nitrogenous oxygen demand. It refers to the amount of oxygen consumed by organic matter in a specific volume of water at a specific temperature over a 5 day period. High BOD ₅ in effluent means a large quantity of oxygen was needed to break down the organic matter and identifies a large amount of organic matter in the effluent indicating inadequate treatment.
------------------------	------------------------------------------------------------------------------------------------------------------------------------------------------------------------------------------------------------------------------------------------------------------------------------------------------------------------------------------------------------------------------------------------------------------------------------------------------------------------------------------

Table 1: Analytical Parameters

cBOD₅	Five-day carbonaceous biochemical oxygen demand – represents the oxygen depletion associated with the biodegradation of organic compounds and the oxidation of inorganic compounds such as ferrous iron and sulphide within 5 day period and at a specific temperature. High cBOD ₅ in sewage effluent means a large quantity of oxygen was needed to break down the organic and inorganic matter in the effluent indicating inadequate treatment.
TSS	Total Suspended Solids – the dry weight of suspended particles that are not dissolved in water and can be filtered. TSS is composed of settleable solids and non-settleable solids depending on the size, shape and weight of the solid particles. Settable solids are large sized particles that tend to settle more rapidly in a given period of time. High TSS may decrease water’s natural dissolved oxygen levels and increase water temperature which may prevent organisms from surviving in the waters.
TP	Total Phosphorus – a measure of all phosphorus found in a sample, whether it is dissolved or particulate. Phosphorus is an essential nutrient that contributes to plant productivity. TP is commonly used to determine the health of water bodies and excess TP can stimulate algae and weed growth that may cause fluctuations in dissolved oxygen in the receiving waters.
TAN	Total Ammonia Nitrogen – the total amount of nitrogen in the forms of Ammonium (NH ₄) and Ammonia (NH ₃). Ammonia is one of several forms of nitrogen that exist in aquatic environments and can cause direct toxic effects on aquatic life. High levels of ammonia can corrode and damage critical pieces of infrastructure.
TKN	Total Kjeldahl Nitrogen – measures both total organic nitrogen and ammonium. Excess nitrogen in water bodies can lead to harmful algal blooms and other negative impacts on aquatic ecosystems.
NH₃	Un-ionized Ammonia - a neutral toxic form of nitrogen in an un-ionized state. Ammonia is an environmental concern, especially because of its danger to human or aquatic life.
NO₂-N	Nitrogen as Nitrite – can cause excessive algae and plant growth which can deplete oxygen of waterbodies resulting in the death of fish and other aquatic organisms.
NO₃-N	Nitrogen as Nitrate – nitrates are essential plant nutrients, but in excess amounts they can cause significant algae and plant growth and contribute to water quality problems.
DO	Dissolved Oxygen – the amount of oxygen that is available in water to sustain life, including living bacteria.

Table 1: Analytical Parameters

<i>E. coli</i>	<i>Escherichia coli</i> – Thermally tolerant forms of <i>Escherichia</i> bacteria that can live in the intestines of humans and warm-blooded animals. There are hundreds of <i>E. coli</i> strains and most are relatively harmless, however a notorious exception is <i>E. coli</i> strain 0157:H7, an emerging pathogen that produces a powerful toxin and can cause severe illness. <i>E. coli</i> is used as the most widely adopted indicator of faecal pollution in water and wastewater.
pH	Potential of Hydrogen – expresses the degree or intensity of both acidic and alkaline reactions on a scale from 0 to 14 with 7 being neutral, number less than 7 signify increasingly greater acidic solutions, and numbers greater than 7 signify increasingly basic or alkaline reactions. Very high or very low pH levels can be corrosive to pipes, screening equipment and pumps, can damage biological processes and form undesirable toxic gases or heavy metals.

Table 2: Sampling Requirements for the Raw Sewage (Influent)

Parameter	Type of Sample	Minimum Frequency
BOD ₅	24 hour composite	monthly
TSS	24 hour composite	monthly
TP	24 hour composite	monthly
TKN	24 hour composite	monthly

Table 3: Sampling Requirements for the Lagoon Contents

Parameter	Type of Sample	Minimum Frequency
DO	grab/probe	monthly
Temperature	grab/probe	monthly

Note: Field measurements from cells D1, D2, A1 and A2.

Table 4: Sampling Requirements for the Final Effluent

Parameter	Type of Sample	Minimum Frequency
cBOD ₅	24 hour composite	bi-weekly
TSS	24 hour composite	bi-weekly
TP	24 hour composite	bi-weekly

Parameter	Type of Sample	Minimum Frequency
TKN	24 hour composite	bi-weekly
TAN (NH ₃ ⁻ + NH ₄ as N)	24 hour composite	bi-weekly
NO ₃ -N	24 hour composite	bi-weekly
NO ₂ -N	24 hour composite	bi-weekly
pH	grab/field	bi-weekly
Temperature	grab/field	bi-weekly
Unionized Ammonia	calculation	bi-weekly
<i>E.coli</i>	grab	monthly

Note: pH and temperature of the Final Effluent are determined in the field at the time of sampling for Total Ammonia Nitrogen in order to calculate unionized ammonia.

Table 5: Influent and Effluent Monitoring Schedule

Sample Type	2025 Sample Schedule	2025 Sample Dates	2026 Sample Schedule
Influent	Monthly on Wednesdays	Refer to Appendix A	Monthly on Tuesdays
Effluent	Bi-weekly on Wednesdays	Refer to Appendix A	Bi-weekly on Tuesdays

2.2 Deviations from the Monitoring Program

In 2025, influent and effluent samples were collected on a rotational basis between 0800 hours to 1600 hours every Wednesday unless, it was holiday (i.e. Easter Monday, Canada Day, Christmas Day, New Year Day etc...) or samples did not arrive to the laboratory on time due to shipping issues or frozen samples upon delivery. Sample dates were never changed due to effluent quality.

Four (4) sampling deviations occurred during in 2025:

- **Scheduled Sample Date: Wednesday, March 5th** – samples were collected on Tuesday, March 4th due to a winter storm. To ensure operators safety, the Senior Operations Manager directed operations staff to collect samples on Tuesday, March 4th rather than the scheduled day of Wednesday, March 5th to prevent unnecessary travel during a storm.
- **Scheduled Sample Date: Wednesday, April 16th** – samples were collected on Tuesday, April 15th to prevent holiday charges on Good Friday (statutory Holiday).
- **Scheduled Sample Date: Wednesday, December 24st** – samples were collected on Monday, December 22nd to allow the samples to be shipped to the laboratory for December 24th for processing. December 25th was a statutory holiday.

- **Scheduled Sample Date: Wednesday, December 31st** – samples were collected on Monday, December 29th to allow the samples to be shipped to the laboratory for December 31st for processing. January 1st was a statutory holiday.

Sampling will occur on every Tuesday in 2026 because regular sampling on Mondays is not practical. On Mondays, operation staff are focused on maintaining, monitoring and performing routine water quality sampling at water treatment systems across the cluster to ensure safe and reliable drinking water to consumers

Thursday and Friday could result in extra weekend charges, not to mention, if the sample didn't arrive at the laboratory due to courier issues or freezing then the system would be out of compliance with no opportunity to resample for the week. Sampling on the weekend is also not feasible due to excess shipping, lab and overtime charges.

Refer to Appendix A for the 2025 and 2026 sample schedule for the New Liskeard Sewage Treatment Lagoon.

3 Interpretation of Monitoring and Analytical Data

3.1 Influent Flow

The influent flow is a measurement based on the total volume of wastewater taken in each day. There are a total of three (3) influent flowmeters used to calculate influent to the New Liskeard Lagoon. The Niven Street Lift Station, Goodman Street Pump Station, and Gray Road Lift Station each have their own flow meter.

The rated capacity of the New Liskeard Wastewater Treatment Lagoon is 5500 m³/day (average daily flow). The average daily flow is defined as the total sewage flow of influent to the sewage treatment plant during a calendar year divided by the number of days during which sewage was flowing to the sewage treatment plant that year.

Compliance is achieved when the annual average daily flow does not exceed 5500 m³/day or a design peak flow of 8250 m³/day. The annual average daily flow for 2025 was 4323 m³/day, which is 79% of the rated capacity. A peak flow of 22,624 m³ occurred on March 16th during heavy rain and snow melt.

The total amount of sewage received by the lagoon in 2025 was 1,578,008 m³.

In the last 16 years the system reached or exceeded 80% of the average rated capacity five times; in 2014 (83.6%), 2018 (82.1%), 2019 (84.5%), 2023 (80%) and recently in 2024 (89%).

In an effort to keep annual flows below 80%, the City has a program in place to reduce infiltration using municipal service permits that address proper connections to the sanitary sewer system for new construction. They conduct routine maintenance and perform regular camera inspections of the sanitary sewer system to identify sources of inflow, infiltration and restrictive conditions. Also, the frequency and duration of bypass and overflow events are monitored which will help determine steps to reduce the infiltration into the system.

The City is also planning a re-design of the lagoon to increase its capacity to meet regulatory requirements and for future population growth.

Table 6 and Figure 2 compares the monthly influent flow rates recorded in 2025 to the rated capacity and peak capacity of the plant.

Flow trends are critical to assessing the adequacy of size of the treatment system. Figure 3 shows both the annual average and annual peak values from 2010 to 2025 plotted against the rated capacity and peak flow capacity of the wastewater system.

3.1.1 Monthly Influent Flows

Table 6: Comparison of the Monthly Influent Flows to the Rated Capacity

Month	Total Influent Flow (m ³ /d)	Average Daily Influent Flow (m ³ /d)	% of the Avg. Capacity (5500 m ³ /d)	Maximum Influent Flow (m ³ /d)	% of the Max. Capacity (8250 m ³ /d)
January	114,979	3709	67%	6771	81%
February	85,421	3051	55%	3663	44%
March	172,274	5557*	101%	22,624	274%**
April	306,839	10,228*	186%	19,075	231%**
May	160,029	5162	94%	11,826	143%**
June	114,750	3825	70%	5296	64%
July	130,141	4198	76%	12,858	156%**
August	100,669	3247	59%	5317	64%
September	83,596	2787	51%	3098	38%
October	99,940	3224	59%	7520	91%
November	106,866	3562	65%	5011	61%
December	102,503	3307	60%	5966	72%

* Snow melt and/or heavy rainfall resulted in the system exceeding its average rated capacity in March and April.

** Snow melt and/or heavy rainfall caused the plant to exceed its maximum rated capacity in March, April, May and July.

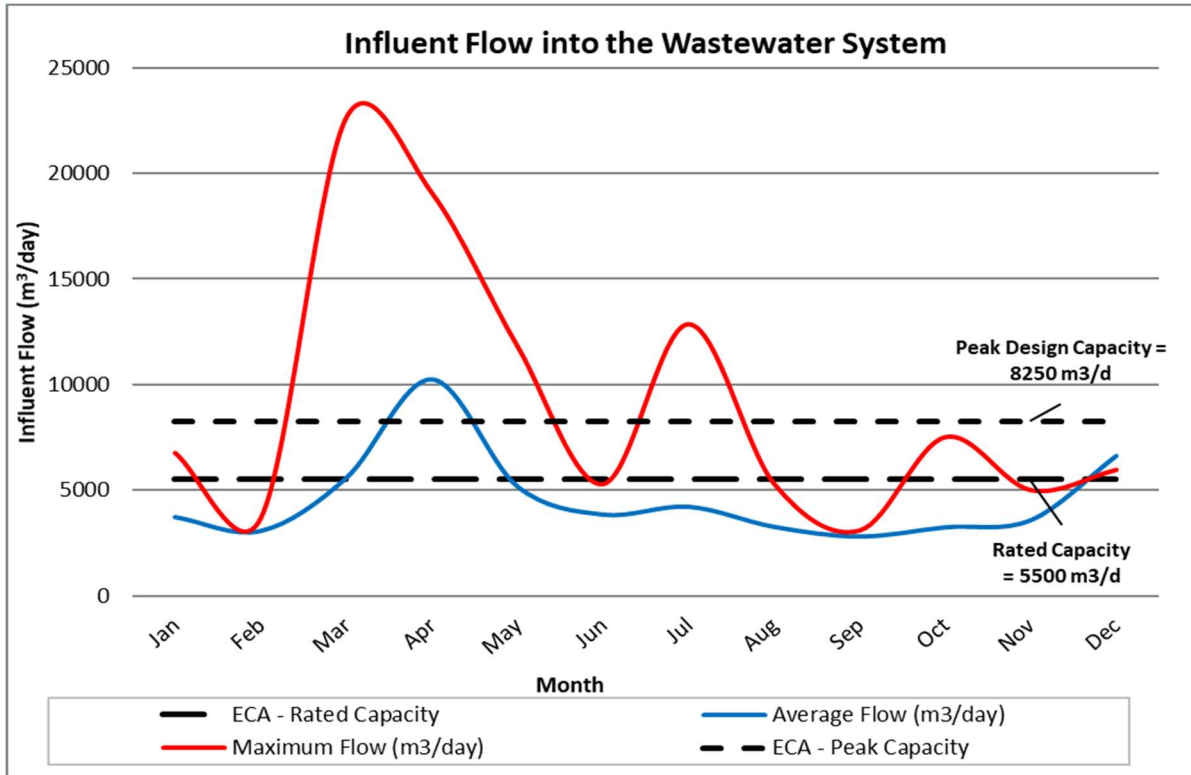


Figure 2 – 2025 Influent Flow into the New Liskeard Lagoon

3.1.2 Annual Influent Flows

Table 7: Comparison of the Annual Influent Flow to the Rated Capacity

Rated Design Capacity (m ³ /day)	5500	Maximum Flow Capacity (m ³ /day)	8250
2025 Average Flow (m ³ /day)	4323	2025 Maximum Flow (m ³ /day)	22,624
Percent of Capacity (%)	79%	Percent of Capacity (%)	274%
Total volume of sewage influent in 2025		1,578,008 m ³	

3.1.3 Historical Influent Flows

Table 8: Comparison of Historical Influent Flows (2010 to 2025)

Year	Total Influent Flow (m ³ /d)	Average Day Flow (m ³ /d)	% of the Avg. Capacity (5500 m ³ /d)	Maximum Influent Flow (m ³ /d)	% of the Max. Capacity (8250 m ³ /d)
2025	1,578,008	4323	79%	22,625	274%

Year	Total Influent Flow (m ³ /d)	Average Day Flow (m ³ /d)	% of the Avg. Capacity (5500 m ³ /d)	Maximum Influent Flow (m ³ /d)	% of the Max. Capacity (8250 m ³ /d)
2024	1,792,752	4898	89%	33,641	408%
2023	1,595,301	4371	80%	26,371	320%
2022	1,499,641	4109	75%	22,137	268%
2021	1,313,010	3597	65%	17,489	212%
2020	1,591,998	4350	79%	20,832	253%
2019	1,696,991	4649	85%	24,833	301%
2018	1,647,960	4515	82%	16,226	197%
2017	1,465,337	4015	73%	15,059	183%
2016	1,498,392	4094	74%	15,821	192%
2015	1,495,222	4097	75%	21,416	260%
2014	1,683,376	4612	84%	21,516	261%
2013	1,503,687	4120	75%	20,563	249%
2012	1,544,489	4220	77%	22,462	272%
2011	1,486,128	4072	74%	16,067	195%
2010	1,372,119	3759	68%	11,940	145%

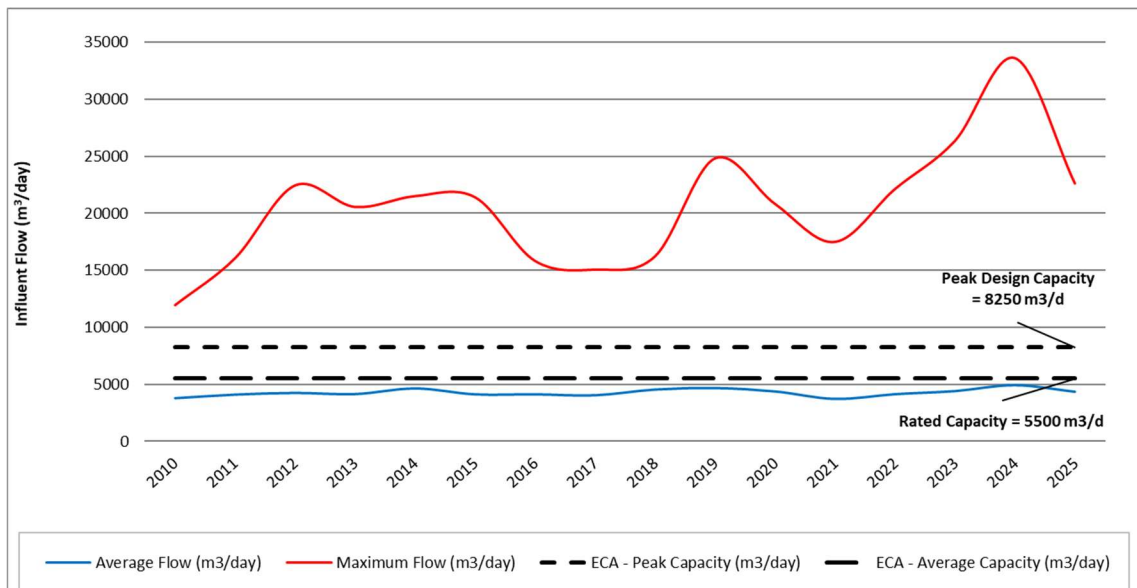


Figure 3 – Historical Influent Flow Trends (2010 to 2025)

3.2 Effluent Flows

The effluent flow passes through a weir equipped with a milltronics measuring device which can measure flow from polishing pond Cell B or C depending on the configuration before discharging to the Wabi River. A summary of monthly flows is presented in Table 9.

Table 9: Monthly Effluent Flows in 2025

Month	Total Effluent Flow (m ³)	Maximum Effluent Flow (m ³ /day)	Average Effluent Flow (m ³ /day)
January	129,074	7210	4164
February	75,023	3007	2679
March	193,339	20,352	6237
April	355,004	18,993	11,833
May	175,702	18,197	5668
June	66,303	3591	2210
July	112,560	6804	3631
August	84,810	3620	2736
September	69,000	2606	2300
October	104,678	6872	3377
November	99,623	3915	3321
December	118,428	8283	3820
2025 Total	158,354	20,352	4331

3.3 Influent Verses Effluent Flows

The total volume of influent flow measured in 2025 was 1,578,008 compared to the effluent flow of 1,583,543 m³.

Figure 4 presents a comparison of the monthly total influent flows and effluent flows for 2025.

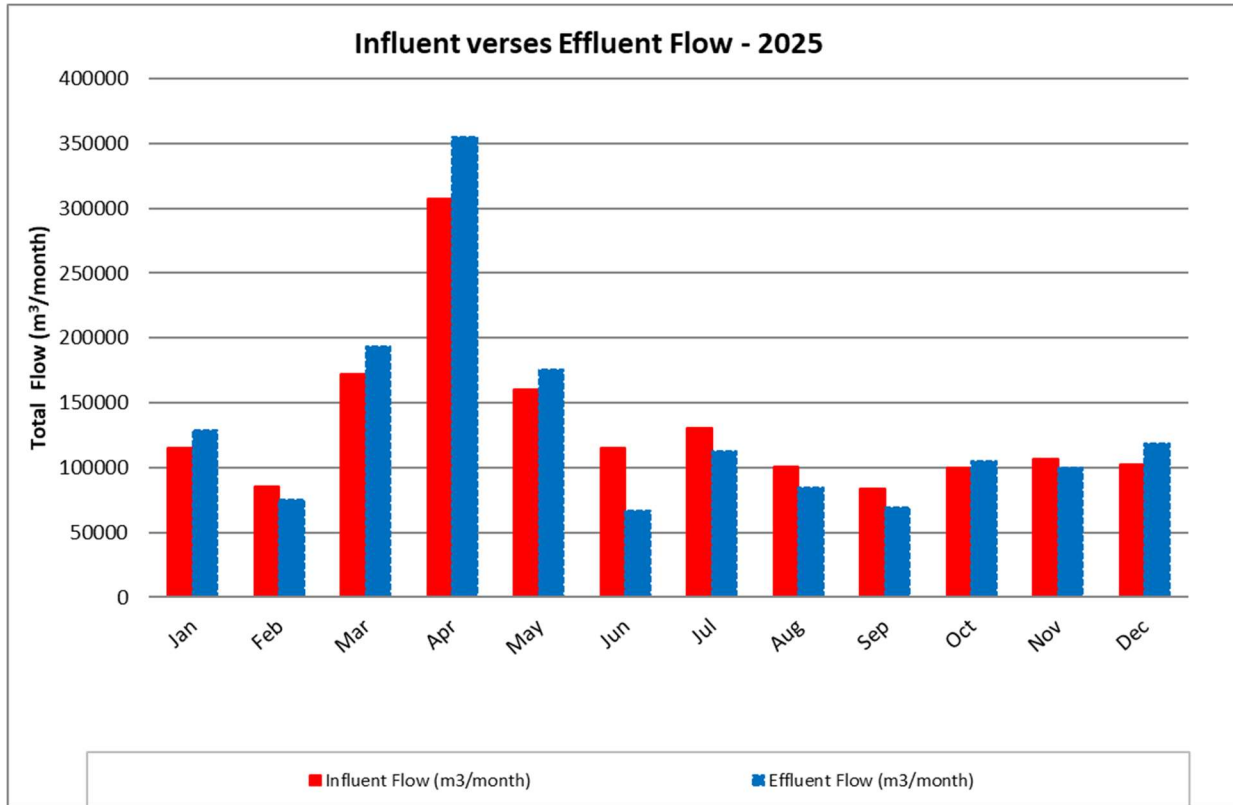


Figure 4 – Comparison of Influent and Effluent Flows (2025)

3.4 Influent (Raw Sewage) Quality

The system’s ECA indicates that 24 hour composite influent samples are to be collected monthly at the Gray Road, Goodman Street and Niven Street pumping stations. This section summarizes the annual average and annual maximum concentrations of analytical parameters tested in 2025. A monthly summary of the influent data is available in Appendix B.

Table 10: Influent Concentrations – Gray Road SPS

Parameter	Annual Average	Annual Maximum
BOD ₅ (mg/L)	< 205	790
TSS (mg/L)	285	1880
TP (mg/L)	5.37	15.1
TKN (mg/L)	37.2	80.6

Table 11: Influent Concentrations – Goodman Street SPS

Parameter	Annual Average	Annual Maximum
BOD ₅ (mg/L)	117	363
TSS (mg/L)	168	604
TP (mg/L)	3.80	7.27
TKN (mg/L)	29.9	47.3

Table 12: Influent Concentrations – Niven Street SPS

Parameter	Annual Average	Annual Maximum
BOD ₅ (mg/L)	49.5	98.0
TSS (mg/L)	109	260
TP (mg/L)	2.19	3.63
TKN (mg/L)	18.9	26.7

"<" means values include results that were less than the laboratory's method detection limit

3.4.1 Historical Trends of Influent Characteristics

The characteristics of the raw wastewater directly influences both the design and performance of the treatment process. Influent data and trends analyses for BOD₅, TSS, TP and TKN covering the period from 2010 to 2025 are provided in Appendix C.

3.5 Lagoon Cell Contents

Dissolved oxygen (DO) and temperature are two important factors that determine how well a sewage lagoon can treat wastewater. They directly influence microbial activity, odor control, nutrient removal, and overall lagoon stability.

The New Liskeard Lagoon is required under its ECA to conduct monthly monitoring of dissolved oxygen (DO) and temperature each month in all four treatment cells (A1, A2, D1 and D2). A summary of the annual results is found in Table 13, while detailed monthly data is found in Appendix B.

Table 13: Lagoon Cell Contents

Cell	Dissolved Oxygen (mg/L)		Temperature (°C)	
	Annual Average	Annual Maximum	Annual Average	Annual Maximum
A1	8.39	34.1	10.5	24.6

Cell	Dissolved Oxygen (mg/L)		Temperature (°C)	
	Annual Average	Annual Maximum	Annual Average	Annual Maximum
A2	9.01	27.0	10.3	24.2
D1	6.24	37.3	10.7	22.9
D2	10.8	62.9	10.4	24.0

3.6 Effluent Quality

The quality of sewage effluent from the New Liskeard Lagoon is assessed based on carbonaceous biochemical oxygen demand (cBOD₅), total suspended solids (TSS), total phosphorus (TP), and pH levels. In 2025, the lagoon consistently produced high quality effluent that met all the requirements set out in its ECA. Table 14 presents the annual summary of the effluent concentrations, and Table 15 provides the corresponding annual effluent loadings.

Table 14: Effluent Concentrations

Parameter	Annual Minimum	Annual Maximum	Annual Average	Compliance Limit	Exceedance
cBOD ₅ (mg/L)	< 0.50	14	< 2.82	15 (annual average)	No
TSS (mg/L)	< 0.67	14	< 3.66	30 (annual average)	No
TP (mg/L)	0.034	1.21	0.272	1.0 (annual average)	No
TKN (mg/L)	1.00	21.3	6.94	N/A	No
TAN (mg/L)	0.14	20.7	5.30	N/A	No
NO ₃ -N (mg/L)	0.11	18.3	< 3.29	N/A	No
NO ₂ -N (mg/L)	< 0.01	8.30	< 0.85	N/A	No
Un-ionized Ammonia (mg/L)	0.0015	0.3903	0.0466	N/A	No
<i>E.coli</i> (cfu/100mL)	0	1160	134	N/A (<i>geomean</i>)	No
pH	6.82	8.34	7.39	6.0 to 9.5 (inclusive)	No
Temperature (°C)	0.50	29.3	14.3	N/A	No

"<" means values include results that were less than the laboratory's method detection limit.

cfu = colony forming units.

Table 15: Effluent Loadings

Parameter	Annual Minimum	Annual Maximum	Annual Average	Compliance Limit	Exceedance
cBOD ₅ (kg/d)	1.66	50.5	12.2	82.5 (annual average)	No
TSS (kg/d)	2.23	63.2	15.9	165 (annual average)	No
TP (kg/d)	0.225	4.80	1.18	5.5 (annual average)	No

Appendix B includes a Monthly Process Data Report which summarizes the effluent monitoring and analysis conducted at the facility during the reporting period.

3.7 Sewage Treatment Program Success and Adequacy

The Performance Summary provides an evaluation of lagoon efficiency, expressed through pollutant removal rates from raw sewage to final effluent. Table 16 demonstrates that the system’s treatment process was very successful in reducing the levels of BOD₅/cBOD₅, TSS, TP, and total ammonia (TKN) concentrations from the influent, producing a high quality effluent.

Table 16: Performance Summary

Parameter	Influent (annual average)	Effluent (annual average)	% Removal
BOD ₅ /cBOD ₅ (mg/L)	< 124 (BOD ₅)	< 2.82 (cBOD ₅)	98%
TSS (mg/L)	187	< 3.66	98%
TP (mg/L)	3.79	0.272	93%
TKN (mg/L)	28.7	6.94	76%

"<" means values include results that were less than the laboratory's method detection limit.

NOTE: The annual average influent data is calculated from the Gray Road, Goodman Street and Niven Street sewage pumping station influent results.

4 Effluent Quality Assurance and Control Measures Undertaken

The following activities are included in regular operator and supervisory activities to assure high level performance of the sewage treatment operations including high effluent quality and accurate flow monitoring:

- Operational staff have current and appropriate level of certification for the operation of the facility and continue to learn and achieve knowledge of the process and equipment.

Experienced staff has a high level of regulatory competence. New staff receives on-going training to achieve operational knowledge and regulatory competence.

- The pumping stations and the treatment lagoon are inspected by a certified OCWA operator regularly during the work week.
- Certified operators conduct daily reviews of selected data from continuous monitoring equipment which is captured on-site via data logging devices or by a remote monitoring system.
- In-house tests; pH, temperature and DO are conducted by licensed operators for monitoring purposes using standard methods for Water and Wastewater.
- Samples are collected as required and analyzed by Testmark Laboratories. Analysis of the samples is conducted in accordance with the Standard Council of Canada (SCC), in cooperation with the Canadian Association for Laboratory Accreditation Inc. (CALA). Quality control procedures are method specific and include laboratory duplicate samples, spiked blanks and spiked duplicates.
- A sampling system which includes an excel developed sample calendar, which is updated at the beginning of each year, and a chain of custody binder are used to ensure all samples are collected as per the requirements identified in the system's ECA.
- Operations and Compliance staff review facility round sheets and laboratory reports to monitor the routine operation of the treatment system and ensure compliance with the ECA.
- All process and laboratory data is logged in a process data management system.
- Routine maintenance is scheduled and tracked to completion using OCWA's Workplace Maintenance System (WMS). Instrumentation equipment is tested and maintained as per manufacturer's recommendations.
- Certified operators monitor chemical usage and make adjustments as required.
- Ferric Sulphate is added to the lagoon prior to the polishing ponds to increase the settling of solids and help maintain pH levels.
- Any bypass, overflow or upset events that occur in the system are tested, monitored and reported to the local Health Unit and Spills Action Center (SAC).
- All flow, influent and effluent quality data is reviewed by the Overall Responsible Operator and Compliance staff to identify any changes in concentrations and/or emerging trends. All non-compliances are reported to Ministry's Spills Action Center (SAC) and the local MECP inspector.
- Installation of a new aeration system is planned for 2027, which will increase air volume and improve effluent quality.

5 Efforts Made to Meet Effluent Objectives

The Effluent Design Objectives represents the performance levels which can be achieved by treatment processes when operating under optimum conditions on normal strength municipal sewage. A sewage treatment facility should be able to produce effluent quality approximately equal to the Effluent Design Objectives, but should not exceed the Effluent Compliance Limits. The objectives are used to promote continuous improvement in the operations of the works and to trigger corrective action before environmental impairment occurs.

OCWA uses a number of best efforts to achieve the Effluent Objectives.

- Certified operational staff have a high level of process knowledge and regulatory proficiency.
- The mechanical elements in the facility are regularly inspected, well maintained and kept in good repair. OCWA uses a computerized maintenance management program which generates works orders to ensure maintenance of equipment is proactively performed.
- Raw wastewater and effluent samples are collected as required and analyzed by Testmark Laboratories, an accredited laboratory. OCWA reviews these results on a regular basis to confirm compliance with ECA objectives and limits.
- In-house sampling and testing for selected operational parameters provides real-time results which are used to enhance process and operational performance.
- Operations, maintenance and emergency procedures are available to ensure facilities are operated in compliance with applicable legal instruments. Facility staff have access to a network of operational compliance and support experts at the region and corporate levels.
- A five year rolling recommended capital and major maintenance report is used to assist the Owner and OCWA with planning infrastructure needs for the short and long terms. A letter summarizing capital work recommendations a provided to the Owner each year for their approval.

The systems' ECA requires a summary of efforts made to achieve the design objectives in the Approval, including an assessment of the issues and recommendations for proactive actions if any are required under the following situations:

- when any of the design objectives is not achieved more than 50% of the time in a year, or if there is an increasing trend in deterioration of final effluent quality;

The design objectives were met more than 50% of the time for all parameters in 2025.

During the reporting period, the New Liskeard Lagoon consistently met the monthly effluent objectives for BOD₅, TSS, and TP. Effluent pH also remained within the established design objective range. A summary of the monitoring results is presented in the table below.

Table 17: Effluent Concentration Objectives

Parameter	Monthly Average (minimum)	Monthly Average (maximum)	Objective (monthly average)	Exceedance
cBOD ₅ (mg/L)	< 0.50	8.10	15.0	No
TSS (mg/L)	< 0.67	10.1	15.0	No
TP (mg/L)	0.059	0.770	0.8	No

Parameter	Annual Results (min to max)	Objective	Averaging Period	Exceedance
pH	6.82 to 8.34	6.5 to 9.5	Inclusive	No

"<" means values include results that were less than the laboratory's method detection limit

6 Operating Problems & Corrective Actions

Operating problems encountered during 2025 are summarized below.

1. The New Liskeard sewage lagoon exceeded its peak design capacity of 8250 m³/day on 28 occasions in 2025, primarily due to heavy snowmelt and rainfall that pushed flows beyond the system's allowable capacity. Refer to Table 27 under Section 10.2 for additional details. The City is currently evaluating potential upgrades, including expanding the lagoon's capacity to better manage higher flow volumes.
2. Overflow events occurred in the collection system at the Niven Street, Montgomery Avenue and Robert/Elm sewage pumping stations in March due to heavy rains and snow melt. Refer to Table 26 under Section 10.1.
3. The existing aeration system is obsolete and it is difficult to find replacement parts. The City of Temiskaming Shores received funding to upgrade the system which is planned for 2027.
4. Accumulated liquid waste in Cell F poses a potential risk of a berm breach if levels continue to rise. The City has initiated plans to amend the existing ECA to permit discharge from this cell to the Wabi River, reducing the risk of structural failure.

7 Maintenance Procedures Performed on the Works

Routine maintenance schedules are entered in OCWA's computerized Workplace Management System (WMS). This is a comprehensive maintenance program that is based on a pro-active and preventive approach. This program includes but is not limited to running weekly, monthly, and

annually checks as required or as recommended by manufacturer's instructions. All routine and preventative maintenance was conducted in 2025. A summary of maintenance performed, which includes preventative work, capital projects and emergency repairs is available in Appendix D.

Significant maintenance that took place during 2025 include:

New Liskeard Lagoon

- Replaced and relocated failed intrusion alarm
- Replaced faulty DO probe and sensor cap
- Re-designed and installed dewatering plumbing and controls
- Repair leaks in the aeration system
- Replaced peristaltic hoses on all samplers
- Replaced ferric pump flow meter
- Replaced failed pump starter and filters
- Portable pH meter

Niven Street Sewage Pumping Station

- Pulled Pump No. 3 for inspection and repair

Whitewood Avenue Sewage Pumping Station

- Repaired power supply
- Generator repair (Val's Equipment)

Cedar Street Sewage Pumping Station

- Replaced well transducer
- Repaired failed level transmitter
- Replaced lifting chain on pump No. 2

Robert-Elm Sewage Pumping Station

- Replaced failed level transmitter

8 Calibration & Maintenance of all Monitoring Equipment

Influent and effluent monitoring equipment is calibrated based on requirements of the system's ECA or manufactures recommendations. Flow meters are calibrated annually to ensure a required accuracy of +/- 15%. pH meters and DO meters are calibrated to ensure an acceptable tolerance and accuracy as specified by the manufacturer.

Routine maintenance was conducted as scheduled by qualified Instrumentation Technicians during the reporting period. Refer to Table 18 for a summary of calibrations conducted in 2025.

Table 18: Calibration Summary

Instrument	Calibration Dates	% Accuracy	Requirement
Overflow Flow Meter – Niven SPS	June 18, 2025	99.5%	+/- 15%
Raw Flow Meter – Niven SPS	June 18, 2025	99.1%	+/- 15%
Raw Flow Meter – Goodman SPS	June 13, 2025	95.3%	+/- 15%
Raw Flow Meter – Gray SPS	June 17, 2025	98.8%	+/- 15%
Effluent Flow Meter	June 11, 2025	99.6%	+/- 15%
Portable DO Meter	Apr. 28 and Jun. 11, 2025	Within tolerance	
Portable pH Meter	Mar. 20, Jun. 11, Sep. 8 and Dec. 3, 2025	Within tolerance	

9 Sludge Management

9.1 Sludge Generation and Disposal

The New Liskeard Lagoon’s ECA requires sludge volumes to be measured every five years, but may be estimated in the interim years. Sludge and water depths were measured in Cells D1, D2, A1, and A2 in 2019, 2020, 2023, and 2025. An additional measurement was taken in Cell D1 in 2024 to evaluate conditions for the potential application of Acti-zyme, an enhanced biocatalyst designed to improve the breakdown and digestion of accumulated sludge.

Sludge depths in Polishing Ponds A and B were also measured in 2025.

No sludge was disposed of during this reporting period. The City is planning to remove sludge from the four cells receiving new aeration equipment as part of the New Liskeard Lagoon Aeration Replacement Project which is planned for 2027.

Table 19: Sludge Volume Cell D1

Date	Sample Points	Average Depths (m)		Sludge Volume (m ³)	% Capacity
		Water	Sludge		
Aug. 7, 2019	16	2.3	0.37	6101	13%
Sep. 30, 2020	16	2.2	0.53	8740	18%
2021 (estimate)	-	-	0.48	7915	16%
2022 (estimate)	-	-	0.43	7091	15%
Jul. 7, 2023	18	1.7	0.33	5442	11%

Date	Sample Points	Average Depths (m)		Sludge Volume (m ³)	% Capacity
		Water	Sludge		
May 31, 2024	16	0.86	0.50	8245	17%
Aug. 12, 2025	16	0.76	0.57	9399	19%

As per an Optimization Report (OCWA -2005): Cell Bottom Area = 16,490 m².

As per the ECA: Operating Depth = 2.15 m, Operating Capacity = 48,580 m³

Table 20: Sludge Volume Cell D2

Date	Sample Points	Average Depths (m)		Sludge Volume (m ³)	% Capacity
		Water	Sludge		
Aug. 7, 2019	16	2.1	0.36	5476	12%
Sep. 30, 2020	16	2.1	0.22	3346	7%
2021 (estimate)	-	-	0.21	3194	7%
2022 (estimate)	-	-	0.18	2738	6%
Aug. 11, 2023	18	1.2	0.17	2586	6%
2024 (estimate)	-	-	0.24	3650	8%
Aug. 12, 2025	16	0.97	0.31	4715	11%

As per an Optimization Report (OCWA -2005): Cell Bottom Area = 15,210 m².

As per the ECA: Operating Depth = 2.15 m, Operating Capacity = 44,680 m³

Table 21: Sludge Volume Cell A1

Date	Sample Points	Average Depths (m)		Sludge Volume (m ³)	% Capacity
		Water	Sludge		
Aug. 7, 2019	16	2.2	0.36	4323	15%
Oct. 2, 2020	12	2.1	0.37	4443	15%
2021 (estimate)	-	-	0.34	4083	14%
2022 (estimate)	-	-	0.27	3242	11%
Aug. 11, 2023	15	1.2	0.21	2522	9%
2024 (estimate)	-	-	0.30	3603	12%
Aug. 12, 2025	15	1.1	0.41	4924	17%

As per an Optimization Report (OCWA -2005): Cell Bottom Area = 12,009 m².

As per the ECA: Operating Depth = 2.15 m, Operating Capacity = 29,400 m³

Table 22: Sludge Volume Cell A2

Date	Sample Points	Average Depths (m)		Sludge Volume (m ³)	% Capacity
		Water	Sludge		
Aug. 7, 2019	16	2.1	0.17	2042	7%
Oct. 2, 2020	11	2.1	0.20	2401	8%
2021 (estimate)	-	-	0.20	2401	8%
2022 (estimate)	-	-	0.21	2522	8%
Aug. 11, 2023	15	1.4	0.21	2522	8%
2024 (estimate)	-	-	0.24	2882	10%
Sep. 16, 2025	16	1.5	0.29	3483	12%

As per an Optimization Report (OCWA -2005): Cell Bottom Area = 12,009 m².
As per the ECA: Operating Depth = 2.15 m, Operating Capacity = 30,220 m³

Table 23: Sludge Volume Polishing Pond B

Date	Sample Points	Average Depths (m)		Sludge Volume (m ³)	% Capacity
		Water	Sludge		
2025	16	1.4	0.46	18,616	28%

As per an Optimization Report (OCWA -2005) Figure 3: Area = 10 acres = 40,469 m².
As per the ECA: Operating Capacity = 65,940 m³

Table 24: Sludge Volume Polishing Pond C

Date	Sample Points	Average Depths (m)		Sludge Volume (m ³)	% Capacity
		Water	Sludge		
2025	16	0.91	0.46	18,616	27%

As per an Optimization Report (OCWA -2005) Figure 3: Area = 10 acres = 40,469 m².
As per the ECA: Operating Capacity = 69,120 m³

9.2 Imported Sludge

The system's ECA allows a maximum sludge volume of 8800 m³/year that can be imported from the Haileybury Sewage Treatment Plant to the lagoon for disposal. The amount of sludge hauled from the Haileybury system to the New Liskeard Lagoon in 2025 was 2843 m³. It is anticipated that the volume imported in 2026 will be similar to the amount hauled in 2025 as no changes to population or process are expected.

Table 25: Summary of Hauled Sludge Volumes

Month	Volume of Sludge Hauled (m ³)
January	435.2
April	245.4
May	748.0
August	163.2
September	408.0
October	584.8
November	190.4
December	68.0
Total (m³)	2843

10 Abnormal Discharge Events

10.1 Overflow, Bypass and Spill Events

Three (3) overflow events occurred during the 2025 reporting period at three different sewage pumping stations. The events took place during periods of snow melt and heavy rain. The untreated wastewater was chlorinated and tested for BOD₅, TSS, TP, TKN and *E. coli*. as required under condition 3.0(3.4)(3.4.1b) of the ECA.

The events were reported to the Ministry of the Environment’s Spills Action Center (SAC) as per the system’s approval, to Environment Canada as required under the Federal Fisheries Act and to the local Health Unit. Table 26 summarizes the events and Appendix E provides a detailed record of the abnormal discharges including sample results.

Table 26: Summary of Abnormal Discharge Events in 2025

Date	Location	Duration (hours)	Type	Cause	Adverse Impacts	Estimated Volume (m ³)
March 16	Niven SPS	1.3 hours	Overflow	Snow melt and rainfall	None	246
March 16	Montgomery SPS	3.4 hours	Overflow	Snow melt and rainfall	None	271

Date	Location	Duration (hours)	Type	Cause	Adverse Impacts	Estimated Volume (m ³)
March 16	Robert/Elm SPS	3.1 hours	Overflow	Snow melt and rainfall	None	1987

10.2 Situations Outside Normal Operating Conditions

Condition 9(2) of ECA 7579-BTFKMN indicates that in addition to the scheduled monitoring program, the Owner shall collect daily sample(s) of the Final Effluent on any day when there is any situation outside Normal Operating Conditions. The sample(s) are to be analyzed for all effluent parameters outlined in the Compliance Limits condition that require composite samples (cBOD5, TSS and TP).

Normal operating conditions means the condition when all the unit process(es), excluding preliminary treatment in a treatment train is operating normally and within design capacity and there are no significant observable changes in wastewater characteristics that could cause an impairment to the treatment process.

The New Liskeard sewage treatment lagoon exceeded its peak design capacity twenty-eight (28) times in 2025 during periods of heavy rainfall and snow melt. Additional daily sampling as per the system’s ECA was initiated and results are included in the effluent monitoring.

Table 27: Peak Design Capacity Exceedances

Event Number	Date	Effluent Flow (peak = 8250 m ³ /d)
1	March 16	22,624
2	March 17	14,601
3	April 3	9096
4	April 4	9301
5	April 5	9375
6	April 6	8318
7	April 12	9310
8	April 13	12,586
9	April 14	14,472
10	April 15	14,364
11	April 16	10,407
12	April 17	9820
13	April 18	10,249
14	April 19	14,081
15	April 20	11,725

Event Number	Date	Effluent Flow (peak = 8250 m ³ /d)
16	April 21	12,799
17	April 22	13,770
18	April 23	12,062
19	April 24	12,441
20	April 25	12,933
21	April 26	19,075
22	April 27	11,679
23	April 28	9482
24	April 29	10,418
25	April 30	8753
26	May 2	11,826
27	May 3	9278
28	July 17	12,858

10.3 Efforts Made to Reduce System Overflows and Bypasses

The New Liskeard Sewage Treatment Lagoon has consistently operated below its average rated capacity of 5500 m³/day over the past several years. The system is designed to treat a peak flows of 8250 m³/day, but this limit was exceeded twenty-eight (28) times in 2025, primarily during periods of heavy rainfall or rapid snow melt.

A review of historical data from 2010 to 2025 shows that all bypass and overflow events do not typically occur at the lagoon, but in the collection system at the Niven Street, Montgomery Street, Whitewood Avenue, and Robert/Elm sewage pumping stations during periods of snow melt and heavy rains.

In an effort to reduce and/or eliminate overflow, bypass and spill events and to conform with Procedure F-5-1, the following measures are in place.

- Emergency backup generators are available at the lagoon and all sewage pump stations except for the Cedar SPS which serves a very small sewage catchment area.
- A SCADA system is used to accurately monitor the sewage network and an alarm system is in place at key points in the process and at the sewage pumping stations to alert operators of any issues; power failures, high levels, equipment failures, loss of communication and intrusion.
- Routine maintenance is carried out to help minimize overflow, bypass, and spill events. This includes monthly generator testing to confirm reliable start-up during power failures,

monthly alarm testing, and regular equipment maintenance as detailed in the Maintenance Summary in Appendix D.

- Repairs to the collection system are done promptly as issues occur.
- A program is in place to prevent roof leaders and sump pumps from being connected with sanitary new builds.
- To more accurately measure and monitor overflow volumes, the Niven and Whitewood sewage pumping stations are equipped with flow meters to measure flow during overflow events and a procedure has been developed to measure overflow volumes from the Montgomery and Robert/Elm stations.
- The City has plans to upgrade the sewage treatment lagoon by replacing the obsolete aeration system with a new, enhanced system which will optimize operations and increase the daily wastewater treatment capacity.
- An evaluation of wet-weather and dry-weather flows within the authorized sanitary sewer collection system was completed by EXP Services Inc. The report, dated January 20, 2025, identified the following key findings:
 - Extended data collection is recommended to better characterize localized surcharging conditions that may be occurring within the collection system.
 - Routine inspections have been carried out in accordance with established operational procedures.
 - Long-term corrective measures remain challenging to define due to the uncertainties associated with climate change; however, the municipality continues to pursue improvements to the sanitary collection system.

10.4 Summary of Alterations to the System to Reduce Overflows

- The old Gray Road SPS was decommissioned and a New Gray Road SPS was constructed in 2018 and designed not to overflow.
- Robert/Elm sewage pumping station was also built in 2018 to reduce overflow events at Whitewood Avenue and Niven Street stations.
- The raw flow from the existing distribution chamber was diverted to the new inlet structure. This lowered the head pressure on pumps which allows more volume to be pumped to the lagoon.
- Replaced two pumps at the Montgomery SPS in 2023 and one pump at the Whitewood Avenue SPS in 2024 with new units that are not worn out and can handle greater volume, allowing more flow to be directed to the lagoon which helps reduce overflow events during high flows.

- A diesel powered emergency overflow pump was installed at the Robert/Elm sewage pumping station. The pump has a capacity of 120 L/s at 8m of TDH and discharges to a force main to Lake Temiskaming. The pump was put into service on April 11, 2024.

10.5 Public Notification

The system has a Public Notification Procedure to notify the public and downstream users that may be adversely affected in the event of an overflow and bypass at the plant.

Signage was posted at publicly accessible points located near all sewage collection system overflow outfall locations before May 21, 2025 as required under the ECA.

11 Complaints

No complaints were received during the reporting period.

12 Notice of Modifications on Sewage Works

No sewage modification forms were completed in 2025.

13 Proposed Alterations to the Works

The New Liskeard Lagoon Aeration Replacement Project is planned for 2027. This project will include:

- Design and installation of an enhanced aeration system.
- Removal and disposal of existing aeration equipment.
- Blower building expansion to allow for additional/larger blower equipment.
- Sludge removal and geotube storage of sludge for the four existing cells receiving new aeration equipment.
- Construction of laydown area for geotubes for sludge storage on existing site.
- Reconfigure Goodman pump station inlet to upstream end of Cell D1 (headwall).
- Electrical upgrades including a larger backup generator and Motor Control Centre (MCC) to accommodate larger blowers.
- Modifications to PLC/programming changes to accommodate upgrades to aeration equipment



APPENDIX A

2025 and 2026 Influent and Effluent Sampling Schedule

Temiskaming Shores Cluster Sewage Treatment Systems – New Liskeard Lagoon

2025 & 2026 Sampling Schedules

For the New Liskeard Lagoon Sewage Treatment System, influent samples and effluent *E.coli* samples are required to be collected and tested each month. Effluent samples are required to be collected and tested bi-weekly as per Schedule D of the system's ECA No. 5103-CDFJW.

The monthly influent and effluent *E.coli* samples are collected during the second week of the month and the bi-weekly effluent samples are collected every second week. In 2025 the first sample was collected on January 8th. In 2026, the first sample will be collected on January 6th.

2025 Schedule	2025 Sample Dates	2026 Sample Schedule
January 8, 2025	January 8, 2025	January 6, 2026
January 15, 2025	January 15, 2025	January 13, 2026
January 22, 2025	January 22, 2025	January 20, 2026
January 29, 2025	January 29, 2025	January 27, 2026
February 5, 2025	February 5, 2025	February 3, 2026
February 12, 2025	February 12, 2025	February 10, 2026
February 19, 2025	February 19, 2025	February 17, 2026
February 26, 2025	February 26, 2025	February 24, 2026
March 5, 2025	March 4, 2025*	March 3, 2026
March 12, 2025	March 12, 2025	March 10, 2026
March 19, 2025	March 19, 2025	March 17, 2026
March 26, 2025	March 4, 2025	March 24, 2026
April 2, 2025	April 2, 2025	March 31, 2026
April 9, 2025	April 9, 2025	April 7, 2026
April 16, 2025	April 15, 2025*	April 14, 2026
April 23, 2025	April 23, 2025	April 21, 2026
April 30, 2025	April 30, 2025	April 28, 2026
May 7, 2025	May 7, 2025	May 5, 2026
May 14, 2025	May 14, 2025	May 12, 2026
May 21, 2025	May 21, 2025	May 19, 2026
May 28, 2025	May 28, 2025	May 26, 2026
June 4, 2025	June 4, 2025	June 2, 2026
June 11, 2025	June 11, 2025	June 9, 2026
June 18, 2025	June 18, 2025	June 16, 2026
June 25, 2025	June 25, 2025	June 23, 2026
July 2, 2025	July 2, 2025	June 30, 2026
July 9, 2025	July 9, 2025	July 7, 2026
July 16, 2025	July 16, 2025	July 14, 2026
July 23, 2025	July 23, 2025	July 21, 2026
July 30, 2025	July 30, 2025	July 28, 2026

Temiskaming Shores Cluster Sewage Treatment Systems – New Liskeard Lagoon

2025 & 2026 Sampling Schedules

2025 Schedule	2025 Sample Dates	2026 Sample Schedule
August 6, 2025	August 6, 2025	August 4, 2026
August 13, 2025	August 13, 2025	August 11, 2026
August 20, 2025	August 20, 2025	August 18, 2026
August 27, 2025	August 27, 2025	August 25, 2026
September 3, 2025	September 3, 2025	September 1, 2026
September 10, 2025	September 10, 2025	September 8, 2026
September 17, 2025	September 17, 2025	September 15, 2026
September 24, 2025	September 24, 2025	September 22, 2026
October 1, 2025	October 1, 2025	September 29, 2026
October 8, 2025	October 8, 2025	October 6, 2026
October 15, 2025	October 15, 2025	October 13, 2026
October 22, 2025	October 22, 2025	October 20, 2026
October 29, 2025	October 29, 2025	October 27, 2026
November 5, 2025	November 5, 2025	November 53 2026
November 12, 2025	November 12, 2025	November 10, 2026
November 19, 2025	November 19, 2025	November 17, 2026
November 26, 2025	November 26, 2025	November 24, 2026
December 3, 2025	December 3, 2025	December 1, 2026
December 10, 2025	December 10, 2025	December 8, 2026
December 17, 2025	December 17, 2025	December 15, 2026
December 24, 2025	December 22, 2025*	December 22, 2026
December 31, 2025	December 29, 2025*	December 29, 2026

* Note:

In 2025, four sampling deviations were recorded: one resulting from a winter storm and three associated with statutory holidays.

APPENDIX B

Monthly Process Data Report



Influent - Raw Sewage													2025			
	Jan 2025	Feb 2025	Mar 2025	Apr 2025	May 2025	Jun 2025	Jul 2025	Aug 2025	Sep 2025	Oct 2025	Nov 2025	Dec 2025	Total	Avg	Max	Min
Raw Sewage - Gray Rd PS																
Biochemical Oxygen Demand: BOD5 - mg/L																
Lab Count	1.00	1.00	1.00	1.00	1.00	1.00	1.00	1.00	1.00	1.00	1.00	1.00	12.00			
Lab Month.Max	340.00	690.00	790.00	46.00	8.70	16.00	41.00	< 6.00	33.00	150.00	130.00	210.00		790.00		
Lab Month.Mean	340.00	690.00	790.00	46.00	8.70	16.00	41.00	< 6.00	33.00	150.00	130.00	210.00	<	205.06		
Lab Month.Min	340.00	690.00	790.00	46.00	8.70	16.00	41.00	< 6.00	33.00	150.00	130.00	210.00			<	6.00
Total Kjeldahl Nitrogen: TKN - mg/L																
Lab Count	1.00	1.00	1.00	1.00	1.00	1.00	1.00	1.00	1.00	1.00	1.00	1.00	12.00			
Lab Month.Max	61.90	55.20	80.60	32.70	8.50	24.50	25.70	29.70	3.60	36.50	38.60	48.60		80.60		
Lab Month.Mean	61.90	55.20	80.60	32.70	8.50	24.50	25.70	29.70	3.60	36.50	38.60	48.60		37.18		
Lab Month.Min	61.90	55.20	80.60	32.70	8.50	24.50	25.70	29.70	3.60	36.50	38.60	48.60				3.60
Total Phosphorus: TP - mg/L																
Lab Count	1.00	1.00	1.00	1.00	1.00	1.00	1.00	1.00	1.00	1.00	1.00	1.00	12.00			
Lab Month.Max	6.92	5.95	15.10	2.99	1.23	2.94	3.47	3.15	4.43	5.57	4.74	7.95		15.10		
Lab Month.Mean	6.92	5.95	15.10	2.99	1.23	2.94	3.47	3.15	4.43	5.57	4.74	7.95		5.37		
Lab Month.Min	6.92	5.95	15.10	2.99	1.23	2.94	3.47	3.15	4.43	5.57	4.74	7.95				1.23
Total Suspended Solids: TSS - mg/L																
Lab Count	1.00	1.00	1.00	1.00	1.00	1.00	1.00	1.00	1.00	1.00	1.00	1.00	12.00			
Lab Month.Max	615.00	430.00	1880.00	16.00	2.00	9.00	10.00	15.00	74.00	45.00	4.50	316.00		1880.00		
Lab Month.Mean	615.00	430.00	1880.00	16.00	2.00	9.00	10.00	15.00	74.00	45.00	4.50	316.00		284.71		
Lab Month.Min	615.00	430.00	1880.00	16.00	2.00	9.00	10.00	15.00	74.00	45.00	4.50	316.00				2.00
Raw Sewage - Goodman PS																
Biochemical Oxygen Demand: BOD5 - mg/L																
Lab Count	1.00	1.00	1.00	1.00	1.00	1.00	1.00	1.00	1.00	1.00	1.00	1.00	12.00			
Lab Month.Max	35.00	52.00	363.00	19.00	15.00	39.00	150.00	240.00	170.00	100.00	150.00	71.20		363.00		
Lab Month.Mean	35.00	52.00	363.00	19.00	15.00	39.00	150.00	240.00	170.00	100.00	150.00	71.20		117.02		
Lab Month.Min	35.00	52.00	363.00	19.00	15.00	39.00	150.00	240.00	170.00	100.00	150.00	71.20				15.00
Total Kjeldahl Nitrogen: TKN - mg/L																
Lab Count	1.00	1.00	1.00	1.00	1.00	1.00	1.00	1.00	1.00	1.00	1.00	1.00	12.00			
Lab Month.Max	26.80	31.30	47.30	5.70	16.10	23.80	45.00	42.30	33.30	26.40	31.10	29.40		47.30		
Lab Month.Mean	26.80	31.30	47.30	5.70	16.10	23.80	45.00	42.30	33.30	26.40	31.10	29.40		29.88		
Lab Month.Min	26.80	31.30	47.30	5.70	16.10	23.80	45.00	42.30	33.30	26.40	31.10	29.40				5.70

															Total	Avg	Max	Min
Total Phosphorus: TP - mg/L																		
Lab Count	1.00	1.00	1.00	1.00	1.00	1.00	1.00	1.00	1.00	1.00	1.00	1.00	1.00	1.00	12.00			
Lab Month.Max	2.63	2.91	6.07	0.50	1.87	3.35	7.27	6.86	4.56	3.05	3.26	3.32					7.27	
Lab Month.Mean	2.63	2.91	6.07	0.50	1.87	3.35	7.27	6.86	4.56	3.05	3.26	3.32				3.80		
Lab Month.Min	2.63	2.91	6.07	0.50	1.87	3.35	7.27	6.86	4.56	3.05	3.26	3.32						0.50
Total Suspended Solids: TSS - mg/L																		
Lab Count	1.00	1.00	1.00	1.00	1.00	1.00	1.00	1.00	1.00	1.00	1.00	1.00	1.00	1.00	12.00			
Lab Month.Max	20.00	40.00	604.00	19.00	34.00	107.00	340.00	470.00	210.00	30.00	77.00	60.00					604.00	
Lab Month.Mean	20.00	40.00	604.00	19.00	34.00	107.00	340.00	470.00	210.00	30.00	77.00	60.00				167.58		
Lab Month.Min	20.00	40.00	604.00	19.00	34.00	107.00	340.00	470.00	210.00	30.00	77.00	60.00						19.00
Raw Sewage - Niven PS																		
	Jan 2025	Feb 2025	Mar 2025	Apr 2025	May 2025	Jun 2025	Jul 2025	Aug 2025	Sep 2025	Oct 2025	Nov 2025	Dec 2025	Total	Avg	Max	Min		
Biochemical Oxygen Demand: BOD5 - mg/L																		
Lab Count	1.00	1.00	1.00	1.00	1.00	1.00	1.00	1.00	1.00	1.00	1.00	1.00	1.00	1.00	12.00			
Lab Month.Max	26.00	75.60	83.00	23.00	50.00	85.00	55.00	27.00	32.00	1.80	98.00	38.00					98.00	
Lab Month.Mean	26.00	75.60	83.00	23.00	50.00	85.00	55.00	27.00	32.00	1.80	98.00	38.00				49.53		
Lab Month.Min	26.00	75.60	83.00	23.00	50.00	85.00	55.00	27.00	32.00	1.80	98.00	38.00						1.80
Total Kjeldahl Nitrogen: TKN - mg/L																		
Lab Count	1.00	1.00	1.00	1.00	1.00	1.00	1.00	1.00	1.00	1.00	1.00	1.00	1.00	1.00	12.00			
Lab Month.Max	19.00	25.20	18.70	4.80	22.90	13.80	18.10	16.40	20.50	21.20	26.70	20.00					26.70	
Lab Month.Mean	19.00	25.20	18.70	4.80	22.90	13.80	18.10	16.40	20.50	21.20	26.70	20.00				18.94		
Lab Month.Min	19.00	25.20	18.70	4.80	22.90	13.80	18.10	16.40	20.50	21.20	26.70	20.00						4.80
Total Phosphorus: TP - mg/L																		
Lab Count	1.00	1.00	1.00	1.00	1.00	1.00	1.00	1.00	1.00	1.00	1.00	1.00	1.00	1.00	12.00			
Lab Month.Max	1.79	2.04	2.06	0.35	3.63	1.79	2.47	2.20	1.93	2.89	3.11	2.02					3.63	
Lab Month.Mean	1.79	2.04	2.06	0.35	3.63	1.79	2.47	2.20	1.93	2.89	3.11	2.02				2.19		
Lab Month.Min	1.79	2.04	2.06	0.35	3.63	1.79	2.47	2.20	1.93	2.89	3.11	2.02						0.35
Total Suspended Solids: TSS - mg/L																		
Lab Count	1.00	1.00	1.00	1.00	1.00	1.00	1.00	1.00	1.00	1.00	1.00	1.00	1.00	1.00	12.00			
Lab Month.Max	14.70	27.00	200.00	19.00	260.00	29.00	205.00	116.00	26.50	180.00	194.00	35.00					260.00	
Lab Month.Mean	14.70	27.00	200.00	19.00	260.00	29.00	205.00	116.00	26.50	180.00	194.00	35.00				108.85		
Lab Month.Min	14.70	27.00	200.00	19.00	260.00	29.00	205.00	116.00	26.50	180.00	194.00	35.00						14.70

Lagoon Cell Contents																
A1 Cell Contents	Jan 2025	Feb 2025	Mar 2025	Apr 2025	May 2025	Jun 2025	Jul 2025	Aug 2025	Sep 2025	Oct 2025	Nov 2025	Dec 2025	Total	Avg	Max	Min
Dissolved Oxygen: DO - mg/L																
Count	1.00	1.00	1.00	1.00	1.00	1.00	1.00	1.00	1.00	1.00	1.00	1.00	12.00			
IH Month.Max	8.22	6.30	1.17	34.10	12.12	1.74	1.73	3.18	5.40	5.40	12.06	9.23			34.10	
IH Month.Mean	8.22	6.30	1.17	34.10	12.12	1.74	1.73	3.18	5.40	5.40	12.06	9.23		8.39		
IH Month.Min	8.22	6.30	1.17	34.10	12.12	1.74	1.73	3.18	5.40	5.40	12.06	9.23				1.17
Temperature - °C																
IH Edited Count	1.00	1.00	1.00	1.00	1.00	1.00	1.00	1.00	1.00	1.00	1.00	1.00	12.00			
IH Month.Max	0.10	2.20	3.00	0.20	19.00	19.70	24.60	22.70	16.30	16.00	1.10	0.50			24.60	
IH Month.Mean	0.10	2.20	3.00	0.20	19.00	19.70	24.60	22.70	16.30	16.00	1.10	0.50		10.45		
IH Month.Min	0.10	2.20	3.00	0.20	19.00	19.70	24.60	22.70	16.30	16.00	1.10	0.50				0.10
2025																
A2 Cell Contents	Jan 2025	Feb 2025	Mar 2025	Apr 2025	May 2025	Jun 2025	Jul 2025	Aug 2025	Sep 2025	Oct 2025	Nov 2025	Dec 2025	Total	Avg	Max	Min
Dissolved Oxygen: DO - mg/L																
Count	1.00	1.00	1.00	1.00	1.00	1.00	1.00	1.00	1.00	1.00	1.00	1.00	12.00			
IH Month.Max	6.93	7.35	0.91	27.00	16.27	3.02	2.80	11.32	6.27	6.86	11.99	7.34			27.00	
IH Month.Mean	6.93	7.35	0.91	27.00	16.27	3.02	2.80	11.32	6.27	6.86	11.99	7.34		9.01		
IH Month.Min	6.93	7.35	0.91	27.00	16.27	3.02	2.80	11.32	6.27	6.86	11.99	7.34				0.91
Temperature - °C																
IH Edited Count	1.00	1.00	1.00	1.00	1.00	1.00	1.00	1.00	1.00	1.00	1.00	1.00	12.00			
IH Month.Max	0.30	1.60	1.50	0.50	18.70	19.40	24.20	22.40	16.60	16.00	1.00	0.90			24.20	
IH Month.Mean	0.30	1.60	1.50	0.50	18.70	19.40	24.20	22.40	16.60	16.00	1.00	0.90		10.26		
IH Month.Min	0.30	1.60	1.50	0.50	18.70	19.40	24.20	22.40	16.60	16.00	1.00	0.90				0.30
2025																
D1 Cell Contents	Jan 2025	Feb 2025	Mar 2025	Apr 2025	May 2025	Jun 2025	Jul 2025	Aug 2025	Sep 2025	Oct 2025	Nov 2025	Dec 2025	Total	Avg	Max	Min
Dissolved Oxygen: DO - mg/L																
Count	1.00	1.00	1.00	1.00	1.00	1.00	1.00	1.00	1.00	1.00	1.00	1.00	12.00			
IH Month.Max	0.90	3.09	6.01	37.30	0.72	1.27	1.33	9.59	2.96	4.01	5.02	2.71			37.30	
IH Month.Mean	0.90	3.09	6.01	37.30	0.72	1.27	1.33	9.59	2.96	4.01	5.02	2.71		6.24		
IH Month.Min	0.90	3.09	6.01	37.30	0.72	1.27	1.33	9.59	2.96	4.01	5.02	2.71				0.72
Temperature - °C																
IH Edited Count	1.00	1.00	1.00	1.00	1.00	1.00	1.00	1.00	1.00	1.00	1.00	1.00	12.00			
IH Month.Max	0.40	0.90	3.70	3.90	18.00	19.10	22.90	21.00	17.30	16.50	4.20	0.50			22.90	
IH Month.Mean	0.40	0.90	3.70	3.90	18.00	19.10	22.90	21.00	17.30	16.50	4.20	0.50		10.70		
IH Month.Min	0.40	0.90	3.70	3.90	18.00	19.10	22.90	21.00	17.30	16.50	4.20	0.50				0.40
2025																

D2 Cell Contents	Jan 2025	Feb 2025	Mar 2025	Apr 2025	May 2025	Jun 2025	Jul 2025	Aug 2025	Sep 2025	Oct 2025	Nov 2025	Dec 2025	Total	Avg	Max	Min
Dissolved Oxygen: DO - mg/L																
Count	1.00	1.00	1.00	1.00	1.00	1.00	1.00	1.00	1.00	1.00	1.00	1.00	12.00			
IH Month.Max	7.42	5.29	5.51	62.90	6.27	1.67	1.69	5.36	6.20	6.50	12.07	9.08			62.90	
IH Month.Mean	7.42	5.29	5.51	62.90	6.27	1.67	1.69	5.36	6.20	6.50	12.07	9.08		10.83		
IH Month.Min	7.42	5.29	5.51	62.90	6.27	1.67	1.69	5.36	6.20	6.50	12.07	9.08				1.67
Temperature - °C																
IH Edited Count	1.00	1.00	1.00	1.00	1.00	1.00	1.00	1.00	1.00	1.00	1.00	1.00	12.00			
IH Month.Max	0.20	1.60	2.00	1.80	18.60	19.20	24.00	22.20	16.60	16.20	1.80	0.30			24.00	
IH Month.Mean	0.20	1.60	2.00	1.80	18.60	19.20	24.00	22.20	16.60	16.20	1.80	0.30		10.38		
IH Month.Min	0.20	1.60	2.00	1.80	18.60	19.20	24.00	22.20	16.60	16.20	1.80	0.30				0.20
Final Effluent																
Final Effluent																
CBOD5 (15 - Quarterly) - mg/L																
Lab Count	2.00	2.00	4.00	23.00	5.00	2.00	3.00	2.00	2.00	3.00	2.00	2.00	52.00			
Lab Month.Max	6.10	9.10	14.00	7.70	1.20	1.00	0.70	8.30	1.40	1.00	0.50	3.20			14.00	
Lab Month.Mean	5.20	7.25	8.10	< 2.58	< 0.92	0.85	< 0.60	5.25	1.30	0.83	< 0.50	2.55	<	2.82		
Lab Month.Min	4.30	5.40	4.80	< 0.50	< 0.50	0.70	< 0.50	2.20	1.20	0.60	< 0.50	1.90			<	0.50
E. Coli: EC (Monthly) - cfu/100mL																
GMD	1160.00	140.00	170.00	45.00	1.00	1.00	17.00	36.00	21.00	13.00	1.00	2.00				
Lab Count	1.00	1.00	1.00	1.00	1.00	1.00	1.00	1.00	1.00	1.00	1.00	1.00	12.00			
Lab Month.Max	1160.00	140.00	170.00	45.00	0.00	0.00	17.00	36.00	21.00	13.00	0.00	2.00			1160.00	
Lab Month.Mean	1160.00	140.00	170.00	45.00	0.00	0.00	17.00	36.00	21.00	13.00	0.00	2.00		133.67		
Lab Month.Min	1160.00	140.00	170.00	45.00	0.00	0.00	17.00	36.00	21.00	13.00	0.00	2.00				0.00
Un-ionized Ammonia: NH3 - mg/L																
IH Edited Count	2.00	2.00	2.00	3.00	2.00	2.00	2.00	2.00	2.00	3.00	2.00	2.00	26.00			
IH Month.Max	0.0444	0.0263	0.3903	0.1810	0.0785	0.0205	0.0185	0.0893	0.0334	0.0584	0.0253	0.0351			0.3903	
IH Month.Mean	0.0310	0.0156	0.2170	0.0717	0.0418	0.0179	0.0100	0.0646	0.0302	0.0227	0.0159	0.0199		0.0466		
IH Month.Min	0.0176	0.0049	0.0437	0.0145	0.0050	0.0153	0.0015	0.0399	0.0271	0.0025	0.0064	0.0048				0.0015
Total Ammonia Nitrogen: NH3 + NH4+ as N - mg/L																
Lab Count	2.00	2.00	2.00	3.00	2.00	2.00	3.00	2.00	2.00	3.00	2.00	2.00	27.00			
Lab Month.Max	15.10	19.80	20.70	8.41	1.77	0.23	1.01	4.28	5.61	4.16	0.81	11.60			20.70	
Lab Month.Mean	14.55	11.92	15.60	6.72	0.96	0.22	0.54	3.58	4.59	1.77	0.67	5.90		5.30		
Lab Month.Min	14.00	4.03	10.50	3.70	0.14	0.21	0.21	2.88	3.56	0.34	0.52	0.19				0.14
Nitrite as N: NO2-N - mg/L																
Lab Count	2.00	2.00	2.00	3.00	2.00	2.00	2.00	2.00	2.00	3.00	2.00	2.00	26.00			
Lab Month.Max	< 0.10	8.30	< 0.01	4.85	1.50	< 0.05	0.15	0.50	< 0.50	0.32	< 0.25	2.20			8.30	
Lab Month.Mean	< 0.08	< 4.18	< 0.01	2.11	0.80	< 0.05	< 0.13	0.48	< 0.30	< 0.27	< 0.25	< 1.23	<	0.85		
Lab Month.Min	< 0.05	< 0.05	< 0.01	0.21	0.10	< 0.05	< 0.10	0.45	0.10	< 0.25	< 0.25	< 0.25				< 0.01

Nitrate as N: NO3-N - mg/L																	
Lab Count	2.00	2.00	2.00	3.00	2.00	2.00	2.00	2.00	2.00	2.00	3.00	2.00	2.00	26.00			
Lab Month.Max	1.00	15.90	18.30	3.50	4.60	2.02	3.10	1.30	1.70	2.50	4.20	6.81				18.30	
Lab Month.Mean	0.83	8.01	9.35	2.93	3.50	2.01	2.20	0.75	1.05	< 1.68	3.52	4.61		< 3.29			
Lab Month.Min	0.65	0.11	0.40	1.80	2.40	2.00	1.30	0.20	0.40	< 0.25	2.83	2.40					0.11
pH Field: Lab Upload (6.0-9.5) - ---																	
IH Edited Count	2.00	2.00	4.00	23.00	5.00	3.00	3.00	2.00	2.00	3.00	2.00	4.00	55.00				
IH Month.Max	7.31	7.05	7.95	7.64	8.10	8.34	8.04	7.62	7.27	7.71	8.13	8.17				8.34	
IH Month.Mean	7.18	7.04	7.55	7.12	7.77	8.13	7.50	7.43	7.25	7.66	7.91	7.65		7.39			
IH Month.Min	7.05	7.02	7.39	6.82	7.49	7.97	7.19	7.24	7.22	7.59	7.69	7.27					6.82
Temperature Field: Lab Upload - °C																	
IH Edited Count	2.00	2.00	4.00	23.00	5.00	3.00	3.00	2.00	2.00	3.00	2.00	4.00	55.00				
IH Month.Max	6.80	5.20	21.20	23.30	19.00	27.50	21.50	29.30	20.50	16.10	27.10	27.00				29.30	
IH Month.Mean	5.25	4.20	6.75	13.42	12.40	25.90	20.40	26.80	19.60	11.80	14.20	18.20		14.27			
IH Month.Min	3.70	3.20	0.50	3.00	7.10	23.00	19.80	24.30	18.70	6.70	1.30	8.30					0.50
Total Kjeldahl Nitrogen: TKN - mg/L																	
Lab Count	2.00	2.00	2.00	3.00	2.00	2.00	2.00	2.00	2.00	2.00	3.00	2.00	2.00	26.00			
Lab Month.Max	15.70	21.30	19.80	9.50	3.20	1.10	1.90	5.80	7.90	6.10	3.10	13.80				21.30	
Lab Month.Mean	15.55	13.25	14.95	8.17	2.45	1.05	1.55	5.70	7.20	3.70	3.10	7.60		6.94			
Lab Month.Min	15.40	5.20	10.10	7.30	1.70	1.00	1.20	5.60	6.50	1.80	3.10	1.40					1.00
TP (1.0 - Annual) - mg/L																	
Lab Count	2.00	2.00	4.00	23.00	5.00	2.00	3.00	2.00	2.00	3.00	2.00	2.00	52.00				
Lab Month.Max	0.411	0.524	1.210	0.712	0.207	0.215	0.425	0.677	0.663	0.307	0.108	0.084				1.210	
Lab Month.Mean	0.370	0.330	0.770	0.196	0.113	0.191	0.375	0.505	0.560	0.210	0.103	0.059		0.272			
Lab Month.Min	0.329	0.136	0.184	0.070	0.063	0.166	0.280	0.332	0.456	0.153	0.098	0.034					0.034
TSS (30 - Quarterly) - mg/L																	
Lab Count	2.00	2.00	4.00	23.00	5.00	2.00	3.00	2.00	2.00	3.00	2.00	2.00	52.00				
Lab Month.Max	6.00	8.50	14.00	9.00	3.00	1.70	2.70	6.00	1.30	10.30	< 0.67	2.00				14.00	
Lab Month.Mean	5.85	5.25	10.13	3.56	2.00	1.35	< 1.79	4.50	< 0.99	< 4.22	< 0.67	< 1.34		< 3.66			
Lab Month.Min	5.70	2.00	1.00	1.30	1.30	1.00	< 0.67	3.00	< 0.67	< 0.67	< 0.67	< 0.67					< 0.67

Note:

The New Liskeard sewage treatment lagoon exceeded its peak design capacity 28 days in 2025 (2 days in March, 23 days in April, 2 days in May and 1 day in July) during periods of heavy rainfall and snow melt. Additional daily sampling as per the system's ECA was initiated and results are included in the effluent monitoring.

APPENDIX C

Historical Trends of Influent Characteristics

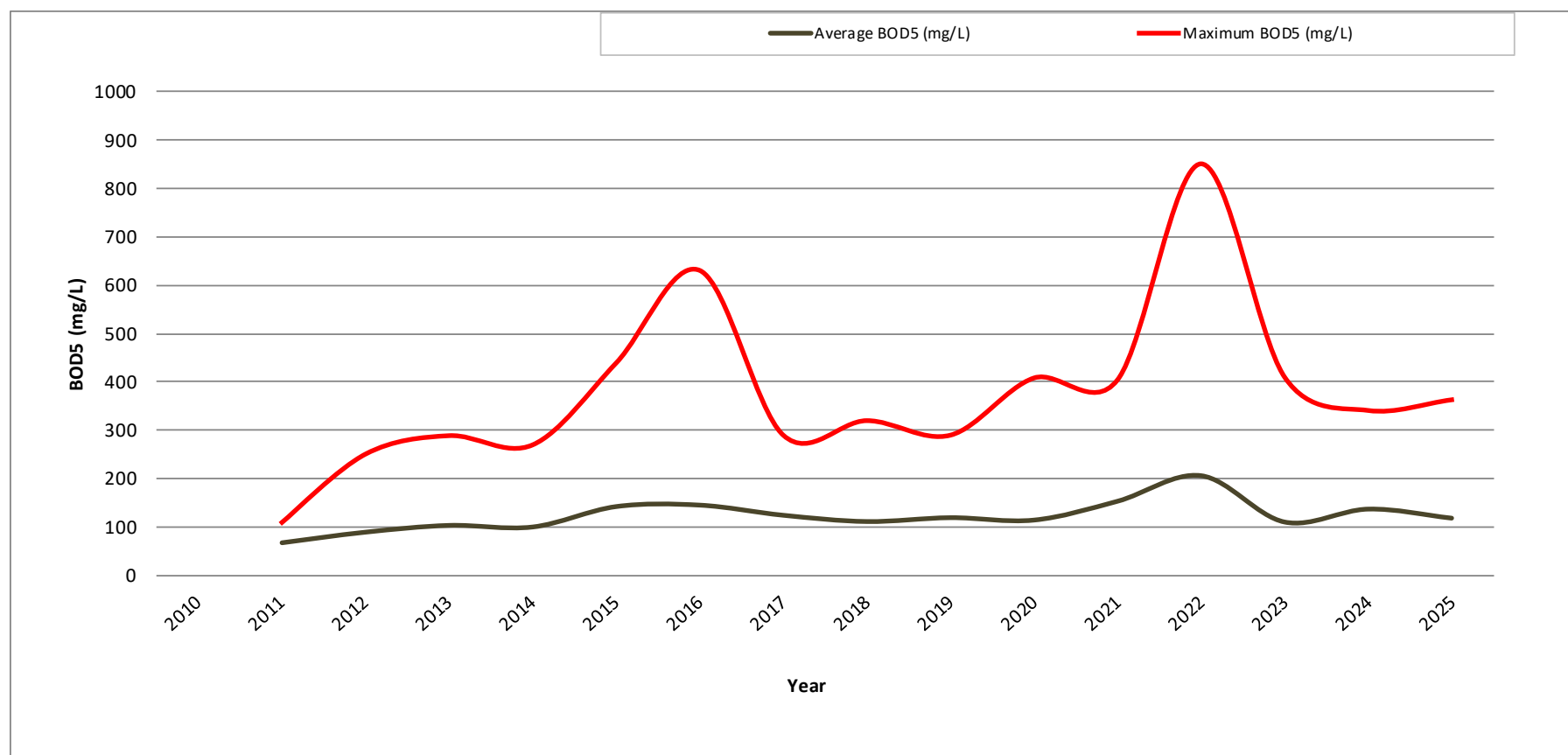


New Liskeard Sewage Treatment Lagoon Influent Characteristics (Goodman) – Historical Results (2010 to 2025)

Note: Sampling at the Goodman Sewage Pumping Station began in April 2011

BOD5 – Five Day Biochemical Oxygen Demand

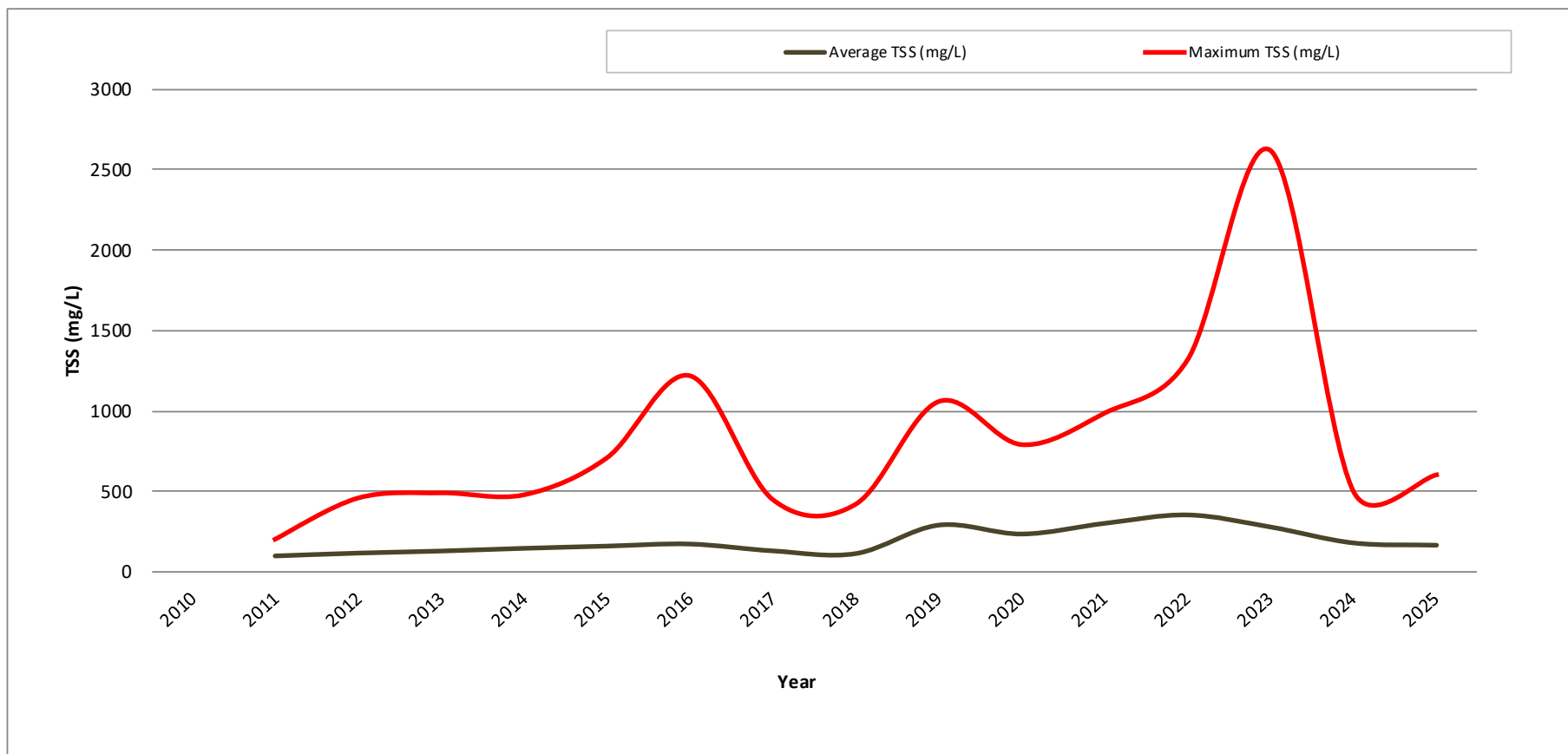
	2010	2011	2012	2013	2014	2015	2016	2017	2018	2019	2020	2021	2022	2023	2024	2025
Average BOD5 (mg/L)	#N/A	66	88	102	99	141	144	123	110	118	113	152	205	109	136	117
Maximum BOD5 (mg/L)	#N/A	110	251	289	270	439	630	290	320	290	408	404	850	410	341	363



**New Liskeard Sewage Treatment Lagoon
Influent Characteristics (Goodman) – Historical Results (2010 to 2025)**

TSS – Total Suspended Solids

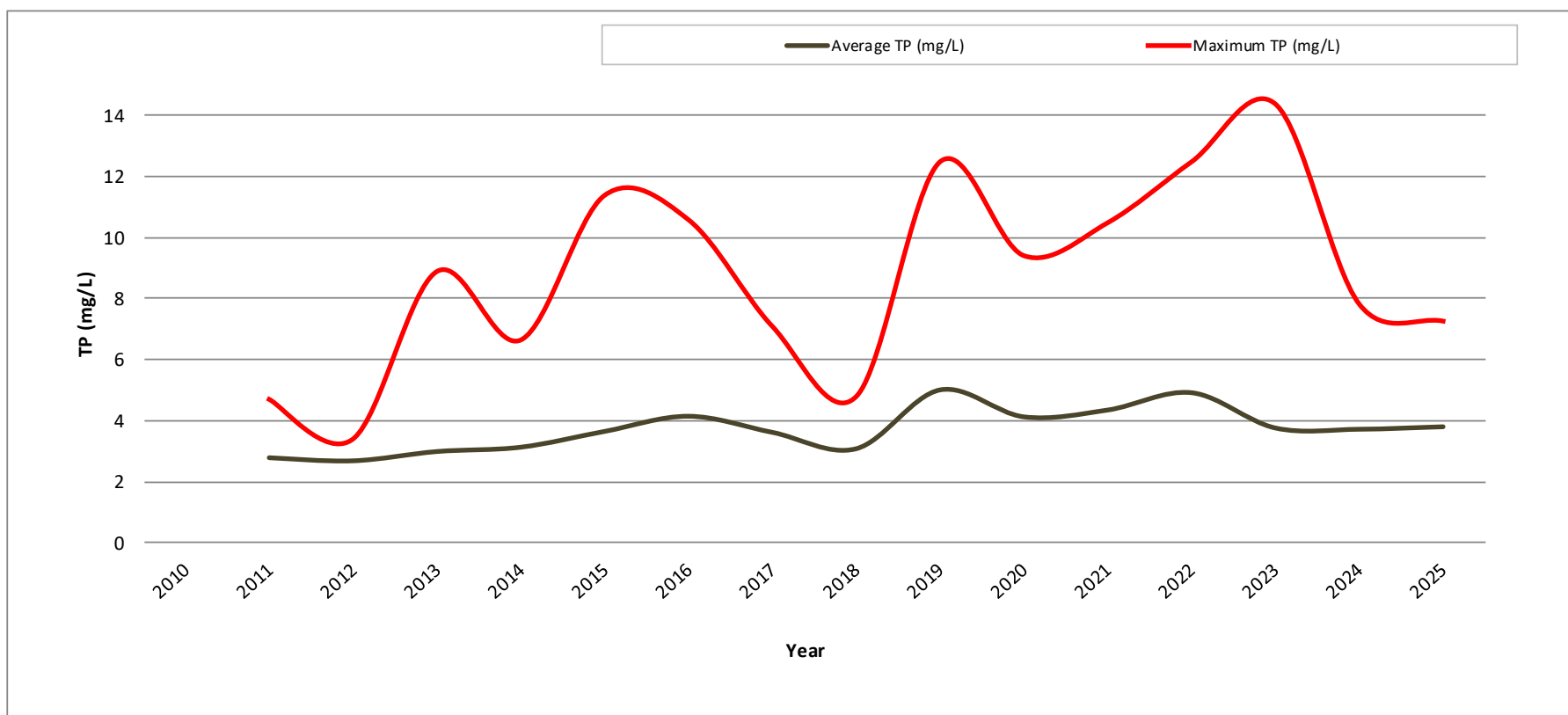
	2010	2011	2012	2013	2014	2015	2016	2017	2018	2019	2020	2021	2022	2023	2024	2025
Average TSS (mg/L)	#N/A	100	118	131	148	162	175	132	115	294	238	305	358	282	182	168
Maximum TSS (mg/L)	#N/A	204	460	492	480	710	1220	450	422	1060	792	988	1320	2620	500	604



**New Liskeard Sewage Treatment Lagoon
Influent Characteristics (Goodman) – Historical Results (2010 to 2025)**

TP - Total Phosphorus

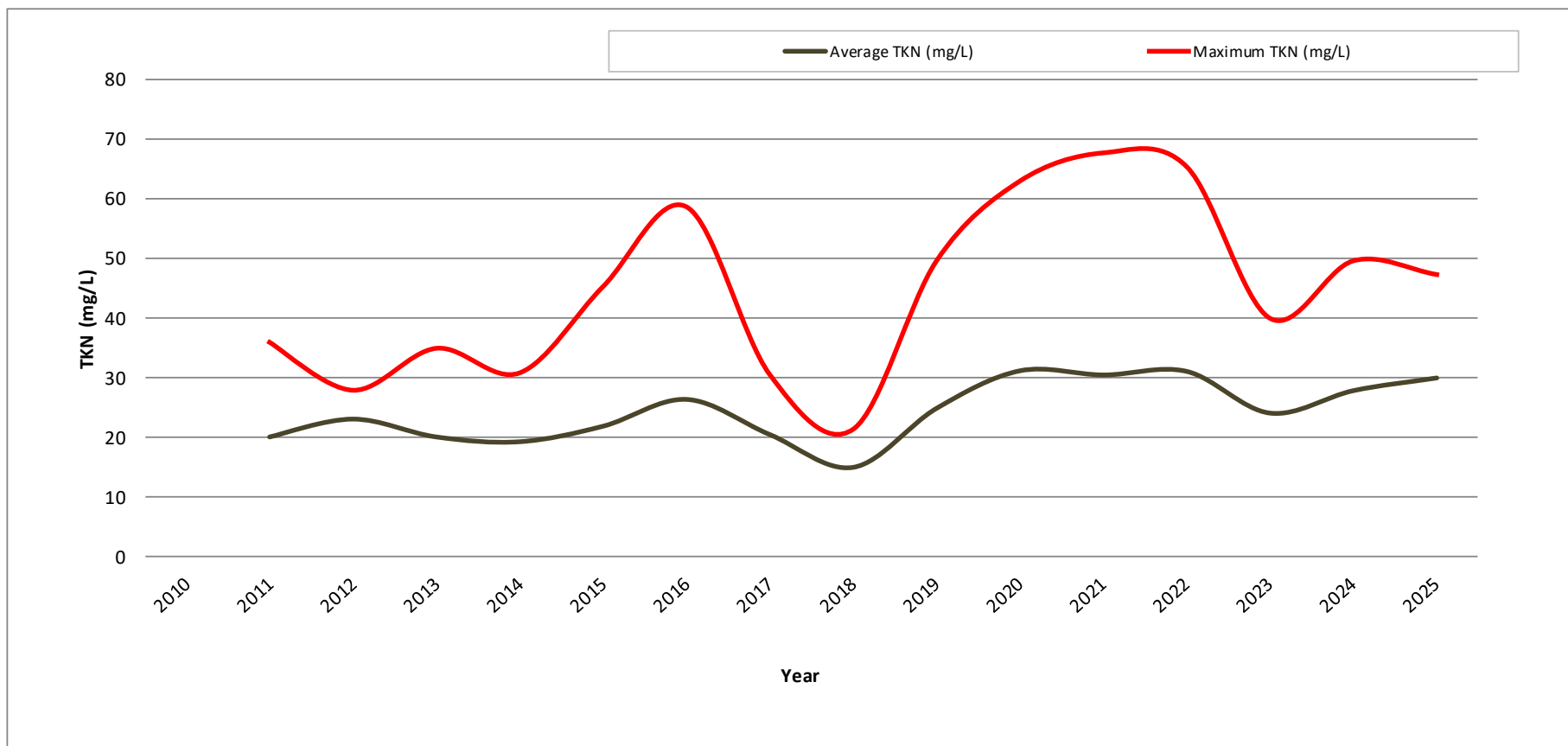
	2010	2011	2012	2013	2014	2015	2016	2017	2018	2019	2020	2021	2022	2023	2024	2025
Average TP (mg/L)	#N/A	2.8	2.7	3	3.1	3.7	4.1	3.6	3.1	5.0	4.1	4.3	4.9	3.8	3.7	3.8
Maximum TP (mg/L)	#N/A	4.7	3.4	8.9	6.7	11.4	10.6	7.1	4.8	12.5	9.4	10.5	12.5	14.4	7.8	7.3



**New Liskeard Sewage Treatment Lagoon
Influent Characteristics (Goodman) – Historical Results (2010 to 2025)**

TKN – Total Kjeldahl Nitrogen

	2010	2011	2012	2013	2014	2015	2016	2017	2018	2019	2020	2021	2022	2023	2024	2025	
Average TKN (mg/L)	#N/A	20	23	20	19	22	26	20	15	25	31	30	31	24	28	30	
Maximum TKN (mg/L)	#N/A	36	28	28	35	31	45	59	31	22	50	63	68	65	40	50	47

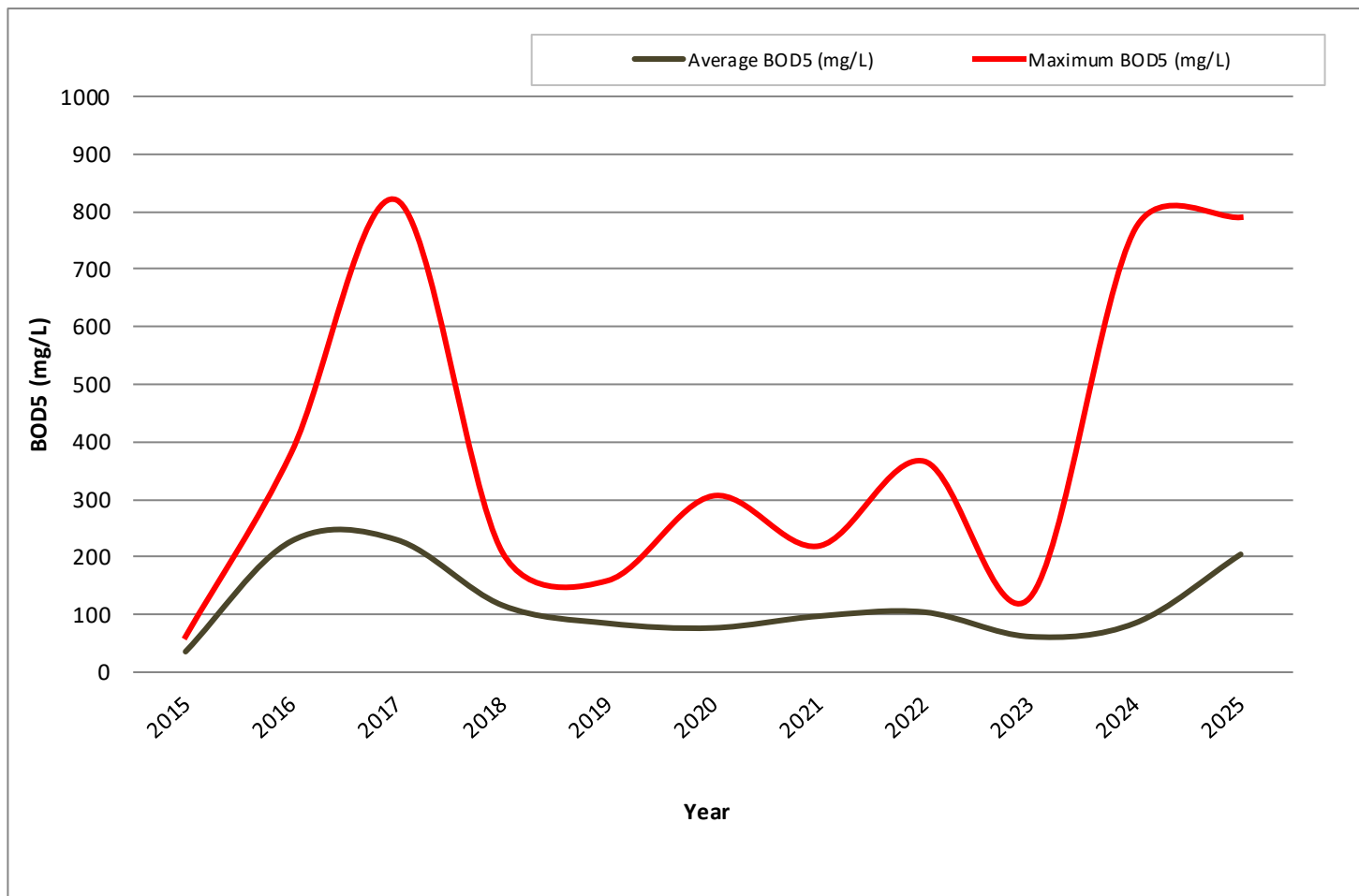


**New Liskeard Sewage Treatment Lagoon
Influent Characteristics (Gray) – Historical Results (2015 to 2025)**

Note: Sampling at the Gray Road Sewage Pumping Station began in November 2015.

BOD5 – Five Day Biochemical Oxygen Demand

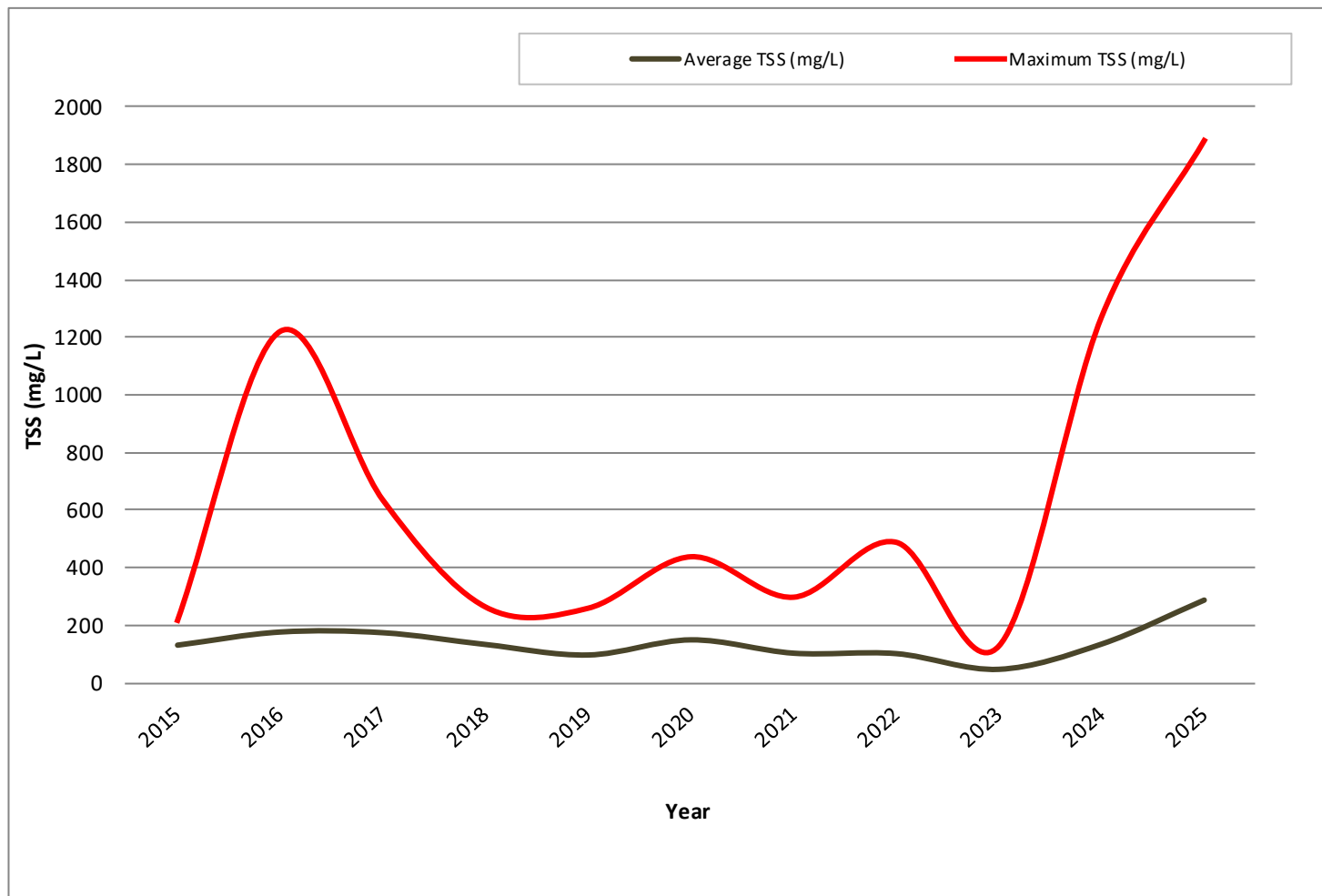
	2015	2016	2017	2018	2019	2020	2021	2022	2023	2024	2025
Average BOD5 (mg/L)	35	228	231	116	84	76	97	104	61	85	205
Maximum BOD5 (mg/L)	63	381	820	210	160	307	220	367	130	770	790



**New Liskeard Sewage Treatment Lagoon
Influent Characteristics (Gray) – Historical Results (2015 to 2025)**

TSS – Total Suspended Solids

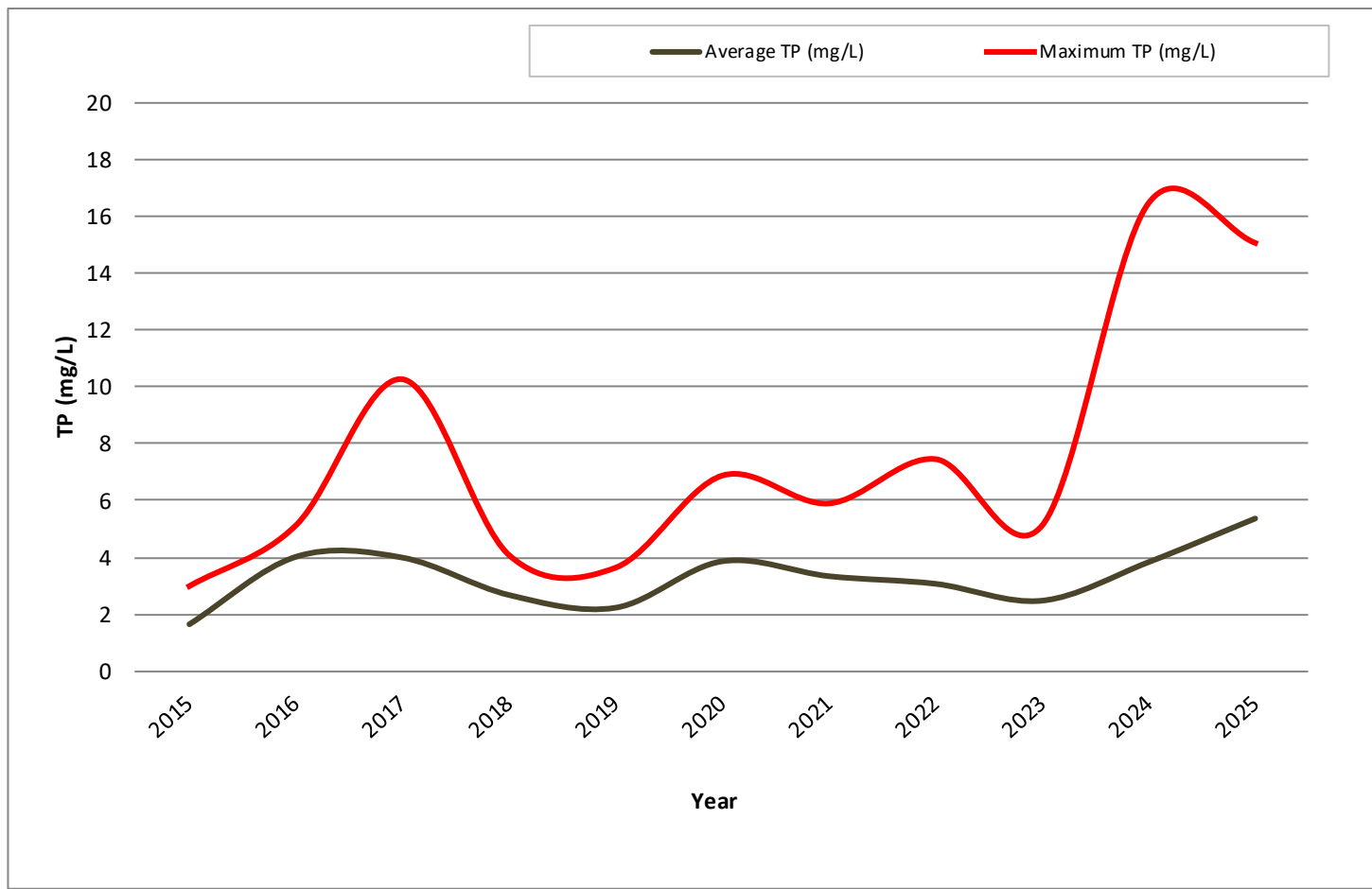
	2015	2016	2017	2018	2019	2020	2021	2022	2023	2024	2025
<i>Average TSS (mg/L)</i>	130	175	173	132	96	148	102	101	47	134	285
<i>Maximum TSS (mg/L)</i>	220	1220	636	266	262	440	300	490	131	1270	1880



**New Liskeard Sewage Treatment Lagoon
Influent Characteristics (Gray) – Historical Results (2015 to 2025)**

TP - Total Phosphorus

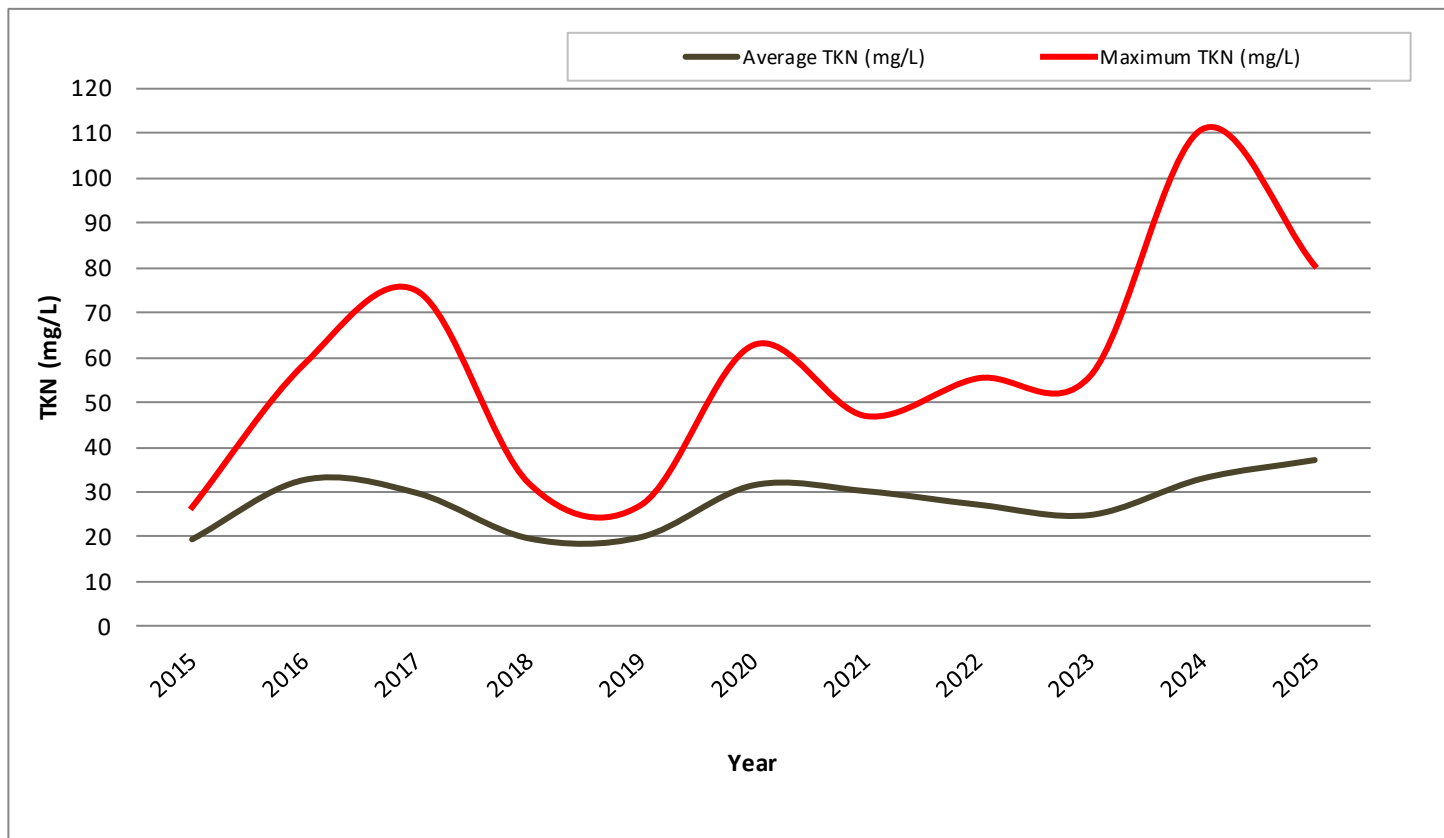
	2015	2016	2017	2018	2019	2020	2021	2022	2023	2024	2025
Average TP (mg/L)	1.6	4.0	4.0	2.7	2.2	3.9	3.3	3.1	2.5	3.8	5.4
Maximum TP (mg/L)	3.0	5.2	10.3	4.1	3.7	6.9	5.9	7.5	5.2	16.5	15.1



**New Liskeard Sewage Treatment Lagoon
Influent Characteristics (Gray) – Historical Results (2015 to 2025)**

TKN – Total Kjeldahl Nitrogen

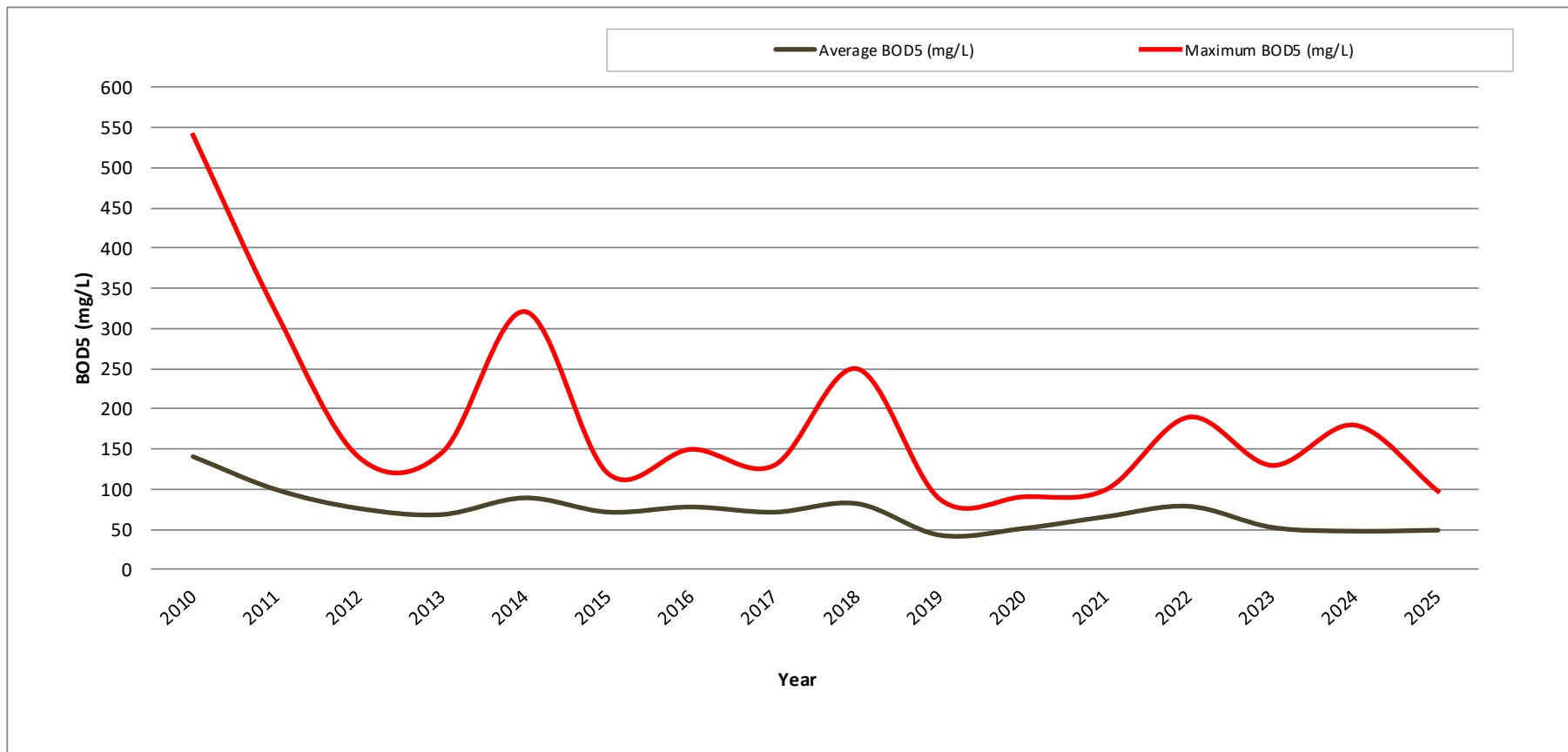
	2015	2016	2017	2018	2019	2020	2021	2022	2023	2024	2025
Average TKN (mg/L)	20	33	30	20	20	32	30	27	25	33	37
Maximum TKN (mg/L)	27	59	75	32	27	63	47	56	56	111	81



**New Liskeard Sewage Treatment Lagoon
Influent Characteristics (Niven) – Historical Results (2010 to 2025)**

BOD5 – Five Day Biochemical Oxygen Demand

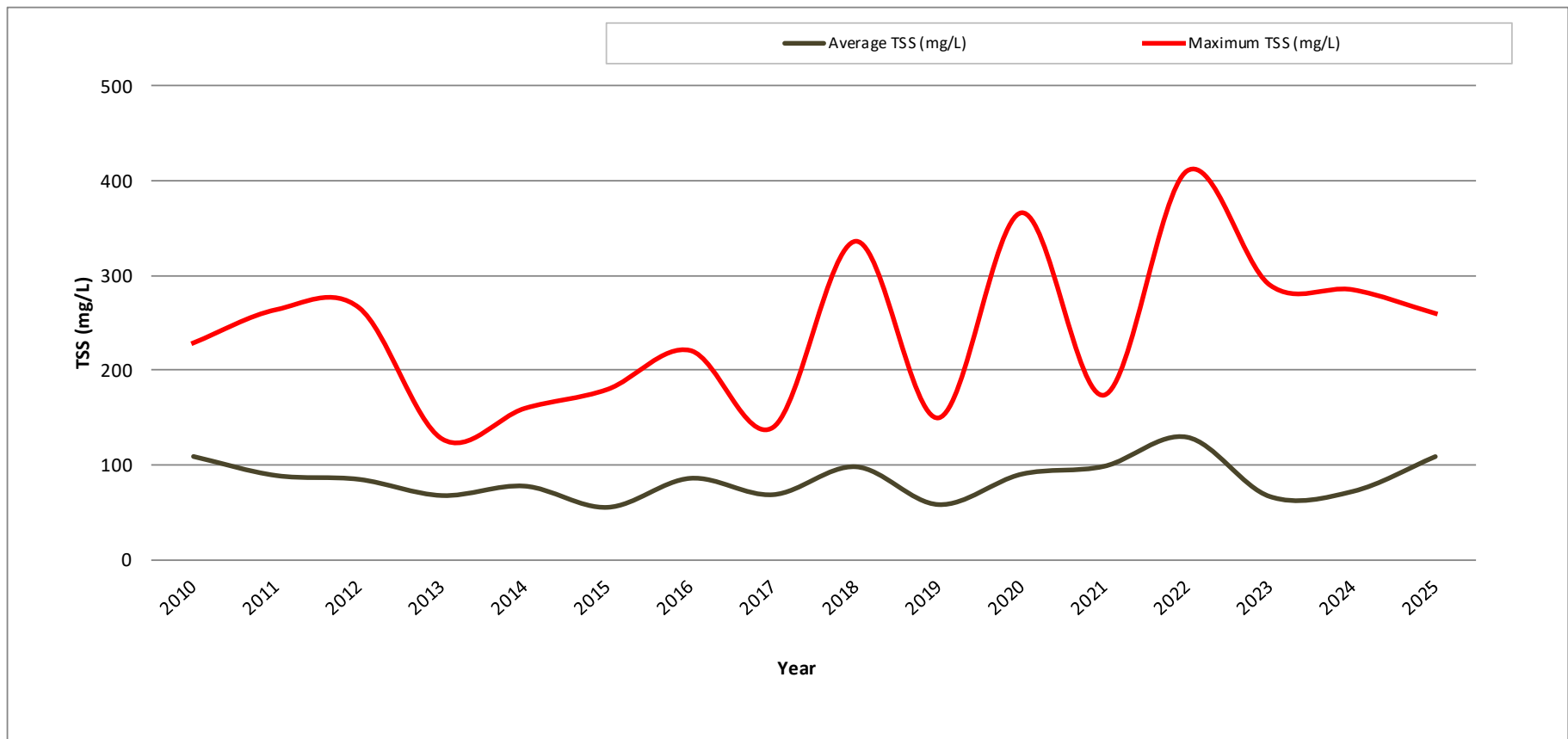
	2010	2011	2012	2013	2014	2015	2016	2017	2018	2019	2020	2021	2022	2023	2024	2025
Average BOD5 (mg/L)	141	100	77	69	90	72	78	72	83	43	52	66	79	53	48	50
Maximum BOD5 (mg/L)	540	320	140	146	321	120	150	130	250	88	91	100	190	130	180	98



**New Liskeard Sewage Treatment Lagoon
Influent Characteristics (Niven) – Historical Results (2010 to 2025)**

TSS – Total Suspended Solids

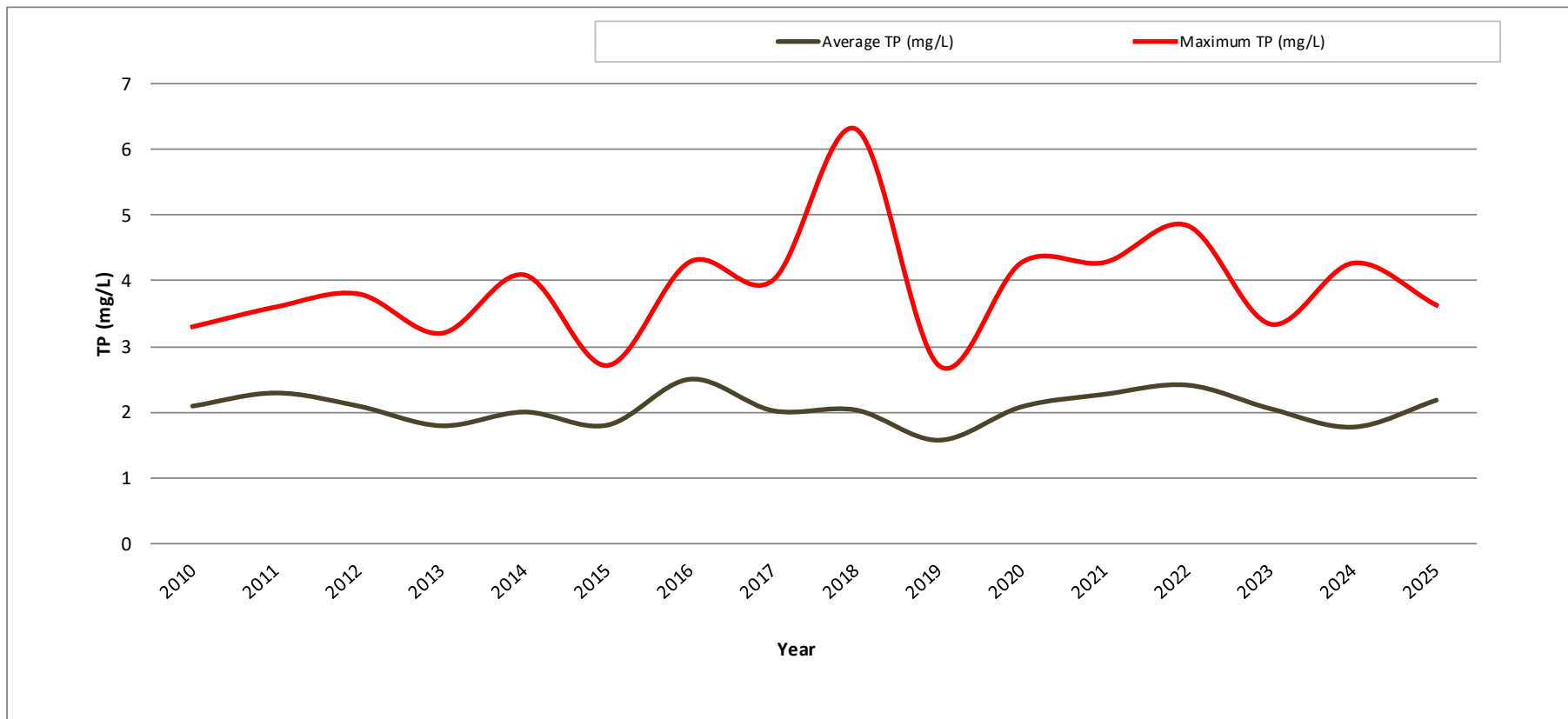
	2010	2011	2012	2013	2014	2015	2016	2017	2018	2019	2020	2021	2022	2023	2024	2025
Average TSS (mg/L)	109	89	85	68	78	56	86	69	98	59	90	99	129	67	72	109
Maximum TSS (mg/L)	229	264	266	128	160	180	221	140	336	150	366	174	410	290	285	260



**New Liskeard Sewage Treatment Lagoon
Influent Characteristics (Niven) – Historical Results (2010 to 2025)**

TP - Total Phosphorus

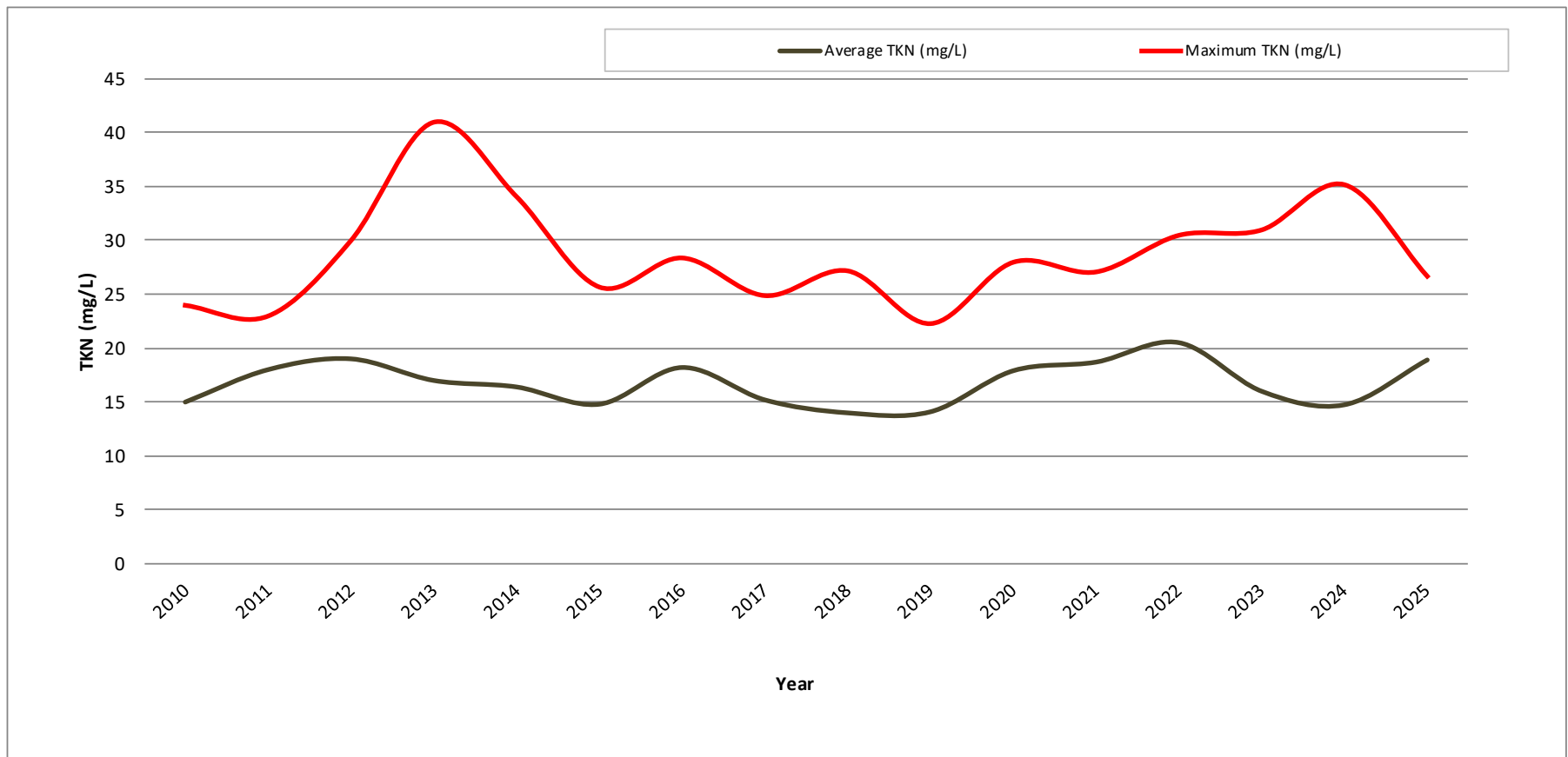
	2010	2011	2012	2013	2014	2015	2016	2017	2018	2019	2020	2021	2022	2023	2024	2025
Average TP (mg/L)	2.1	2.3	2.1	1.8	2.0	1.8	2.5	2.0	2.0	1.6	2.1	2.3	2.4	2.1	1.8	2.2
Maximum TP (mg/L)	3.3	3.6	3.8	3.2	4.1	2.7	4.3	4.0	6.3	2.7	4.3	4.3	4.8	3.3	4.3	3.6



**New Liskeard Sewage Treatment Lagoon
Influent Characteristics (Niven) – Historical Results (2010 to 2025)**

TKN – Total Kjeldahl Nitrogen

	2010	2011	2012	2013	2014	2015	2016	2017	2018	2019	2020	2021	2022	2023	2024	2025
Average TKN (mg/L)	15	18	19	17	16	15	18	15	14	14	18	19	21	16	15	19
Maximum TKN (mg/L)	24	23	30	41	34	26	28	25	27	22	28	27	31	31	35	27



APPENDIX D

Maintenance Summary



Workorder Summary Report

Report Start Date: Jan 1, 2025 12:00 AM

Report End Date: Dec 31, 2025 11:59 PM

Location: 6212*

Work Order Type: CALL,CAP,CORR,EMER,OPER,PM

Work Order Class:

				WorkOrder		PM Schedule		Workorder Details					
WO #	Asset ID	Asset Description	Location Description	Type	Class	FEQ	Units	Work Order Description	Status	Schedule Start	Actual Start	Actual Finsh	WorkLog Detail
4283521			6212, New Liskeard Lagoon	PM	HEALTH AND SAFETY	1	YEARS	WHMIS/SDS/NSF Review and Update (1y) 6212	CLOSE	1/1/25 12:00 AM	1/17/25 07:50 AM	1/17/25 07:50 AM	Yearly SDS Review -Research SDS for chemicals. Copy/organize in rounds binders
4283910			6212, New Liskeard Lagoon	PM	Inspection	1	MONTHS	Building and Grounds Maintenance (1m) 6212	CLOSE	1/1/25 12:00 AM	1/23/25 07:31 AM	1/23/25 07:31 AM	Building and Grounds Maintenance (1m) 6212 - Grounds & Maintenance NL Lagoon; -Cleared snow -swept office, blower room and ferric room floors -lights working
4286680			6212, New Liskeard Lagoon Niven SPS	PM	Inspection	1	YEARS	ALARM PLANT NIVEN SPS ANNUAL TESTING (1Y) 6212	CLOSE	1/1/25 12:00 AM	6/18/25 02:28 PM	6/18/25 02:28 PM	
4286683			6212, New Liskeard Lagoon Whitewood SPS	PM	Inspection	1	YEARS	ALARM PLANT WHITEWOOD SPS TESTING (1Y) 6212	CLOSE	1/1/25 12:00 AM	11/4/25 07:36 AM	11/4/25 07:36 AM	ALARM PLANT WHITEWOOD SPS TESTING (1Y) 6212 - Tested the following alarms and recorded in the log book: Intrusion Wet well high Wet well low Comm Loss Low building temperature Power fail relay Sewage pump #1-2-3 failure.
4286686			6212, New Liskeard Lagoon Montgomery SPS	PM	Inspection	1	YEARS	ALARM PLANT MONTGOMERY SPS ANNUAL TESTING (1Y) 6212	CLOSE	1/1/25 12:00 AM	5/1/25 10:44 AM	5/1/25 10:44 AM	
4286689			6212, New Liskeard Lagoon Cedar SPS	PM	Inspection	1	YEARS	ALARM PLANT CEDAR ST SPS ANNUAL TESTING (1Y) 6212	COMP	1/1/25 12:00 AM	12/15/25 08:22 AM	12/15/25 08:22 AM	ALARM PLANT CEDAR ST SPS ANNUAL TESTING (1Y) 6212 - Tested alarms and confirmed a call High level Low level Low temperature Power failure Pump no 1/2 failure
4286692			6212, New Liskeard Lagoon Goodman SPS	PM	Inspection	1	YEARS	ALARM PLANT GOODMAN SPS ANNUAL TESTING (1Y) 6212	CLOSE	1/1/25 12:00 AM	6/17/25 02:52 PM	6/17/25 02:52 PM	-See instrument tech for details of report

Workorder Summary Report

Report Start Date: Jan 1, 2025 12:00 AM

Report End Date: Dec 31, 2025 11:59 PM

Location: 6212*

Work Order Type: CALL,CAP,CORR,EMER,OPER,PM

Work Order Class:

				WorkOrder		PM Schedule		Workorder Details					
WO #	Asset ID	Asset Description	Location Description	Type	Class	FEQ	Units	Work Order Description	Status	Schedule Start	Actual Start	Actual Finsh	WorkLog Detail
4287367	0000115471	BLOWER 01	6212, New Liskeard Lagoon, Process	PM	Refurbish/ Replace/Repair	1	YEARS	Blower Air 01 Service (1y) 6212	CLOSE	1/1/25 12:00 AM	4/11/25 08:02 AM	4/11/25 08:02 AM	- during operation, checked oil level, no tears or rips on belts. no weird sounds after inspection topped off oil.
4287380	0000115480	BLOWER 02	6212, New Liskeard Lagoon, Process	PM	Refurbish/ Replace/Repair	1	YEARS	Blower Air 02 Service (1y) 6212	CLOSE	1/1/25 12:00 AM	4/11/25 08:06 AM	4/11/25 08:06 AM	- during operation, checked oil level, no tears or rips on belts. no weird sounds
4287393	0000115481	BLOWER 03	6212, New Liskeard Lagoon, Process	PM	Refurbish/ Replace/Repair	1	YEARS	Blower Air 03 Service (1y) 6212	CLOSE	1/1/25 12:00 AM	4/9/25 07:22 AM	4/9/25 07:22 AM	Currently not in service until aeration is repaired -
4287406	0000115400	PUMP DIAPHRAGM SODIUM HYPOCHLORITE BYPASS WHITEWOOD SPS	6212, New Liskeard Lagoon Whitewood SPS	PM	Refurbish/ Replace/Repair	1	MONTHS	Pump Diaphragm Sodium Hypo Bypass Inspection (1m) 6212	CLOSE	1/1/25 12:00 AM	1/24/25 07:58 AM	1/24/25 07:58 AM	Pump Diaphragm Sodium Hypo Bypass Inspection (1m) 6212 - Tested and inspected Bypass Hypo Pump @ Whitewood SPS. No leaks found and tested Drawdown. Pressure gauge not working properly, stuck at reading 0 psi when running. Hypo holding tank full.
4287409	0000293671	PUMP DIAPHRAGM 01 FERRIC SULFATE	6212, New Liskeard Lagoon	PM	Refurbish/ Replace/Repair	1	MONTHS	Pump Diaphragm 01 Ferric Sulfate Inspection (1m) 6212	CLOSE	1/1/25 12:00 AM	1/29/25 03:55 PM	1/29/25 03:55 PM	Pump Diaphragm 01 Ferric Sulfate Inspection (1m) 6212 - Inspected and flushed Grundfos Ferric Pump with cold water for 10mins. Ran at 100% for flushing. When placed back under operating normally, pumped ferric to test for no leaks. Pump rate is set to 6.0 L/hr.

Workorder Summary Report

Report Start Date: Jan 1, 2025 12:00 AM

Report End Date: Dec 31, 2025 11:59 PM

Location: 6212*

Work Order Type: CALL,CAP,CORR,EMER,OPER,PM

Work Order Class:

				WorkOrder		PM Schedule		Workorder Details					
WO #	Asset ID	Asset Description	Location Description	Type	Class	FEQ	Units	Work Order Description	Status	Schedule Start	Actual Start	Actual Finsh	WorkLog Detail
4287412	0000115522	PUMP DIAPHRAGM 01 SODIUM HYPOCHLORITE BYPASS NIVEN SPS	6212, New Liskeard Lagoon Niven SPS	PM	Refurbish/ Replace/Repair	1	MONTHS	Pump Diaphragm 01 Sodium Hypo Bypass Inspection (1m) 6212	CLOSE	1/1/25 12:00 AM	1/23/25 07:35 AM	1/23/25 07:35 AM	Pump Diaphragm 01 Sodium Hypo Bypass Inspection (1m) 6212 - Niven St SPS Hypo Bypass Pumps testing/ inspection; Tested Pump #1 on HAND. Ran the pump on stroke frequencies of 40 and 50. No leaks found. Hypo tank full. Set pump back in AUTO.
4287415	0000115523	PUMP DIAPHRAGM 02 SODIUM HYPOCHLORITE BYPASS NIVEN SPS	6212, New Liskeard Lagoon Niven SPS	PM	Refurbish/ Replace/Repair	1	MONTHS	Pump Diaphragm 02 Sodium Hypo Bypass Inspection (1m) 6212	CLOSE	1/1/25 12:00 AM	1/23/25 07:37 AM	1/23/25 07:37 AM	Pump Diaphragm 02 Sodium Hypo Bypass Inspection (1m) 6212 - Niven St SPS Hypo Bypass Pumps testing/ inspection; Tested Pump #2 on HAND. Ran the pump on stroke frequencies of 40 and 50. No leaks found. Hypo tank full. Set pump back in AUTO.
4288821			6212, New Liskeard Lagoon Whitewood SPS	PM	Inspection	1	YEARS	ALARM NEW LISKEARD LAGOON ANUAL TESTING (1Y) 6212	CLOSE	1/1/25 12:00 AM	6/17/25 03:11 PM	6/17/25 03:11 PM	-Speak with instrument tech for report details
4308170	0000277393	GENERATOR	6212, New Liskeard Lagoon Gray SPS	PM	Refurbish/ Replace/Repair	1	MONTHS	Diesel Generator Inspection/ Functional Test Gray SPS (1m) 6212	CLOSE	1/1/25 12:00 AM	1/7/25 03:31 PM	1/7/25 03:31 PM	Diesel Generator Inspection/ Functional Test Gray SPS (1m) 6212 - Tested Gray SPS Generator with load. Took readings, no leaks.
4309270	0000115895	PUMP SUBMERSIBLE 02 NIVEN SPS	6212, New Liskeard Lagoon Niven SPS	PM	Refurbish/ Replace/Repair	1	YEARS	Pump Submersible 01 Niven SPS Inspection (1y) 6212	CLOSE	1/1/25 12:00 AM	4/9/25 12:07 PM	4/9/25 12:07 PM	Pump Is operating as it should -
4309288	0000277394	PUMP SUBMERSIBLE 01 Gray PS 6212	6212, New Liskeard Lagoon Gray SPS	PM	Refurbish/ Replace/Repair	1	YEARS	Pump Submersible Inspection 01 Gray Rd PS (1y)	CLOSE	1/1/25 12:00 AM	10/9/25 08:56 AM	10/9/25 08:56 AM	tested pump -
4309297	0000277395	PUMP SUBMERSIBLE 02 Gray PS 6212	6212, New Liskeard Lagoon Gray SPS	PM	Refurbish/ Replace/Repair	1	YEARS	Pump Submersible Inspection 02 GrayRd PS (1y)	CLOSE	1/1/25 12:00 AM	10/9/25 08:57 AM	10/9/25 08:57 AM	tested pump -

Workorder Summary Report

Report Start Date: Jan 1, 2025 12:00 AM
 Report End Date: Dec 31, 2025 11:59 PM
 Location: 6212*
 Work Order Type: CALL,CAP,CORR,EMER,OPER,PM
 Work Order Class:

				WorkOrder		PM Schedule		Workorder Details					
WO #	Asset ID	Asset Description	Location Description	Type	Class	FEQ	Units	Work Order Description	Status	Schedule Start	Actual Start	Actual Finsh	WorkLog Detail
4309306	0000277396	PUMP SUBMERSIBLE 03 Gray PS 6212	6212, New Liskeard Lagoon Gray SPS	PM	Refurbish/ Replace/Repair	1	YEARS	Pump Submersible Inspection 03 Gray Rd PS (1y)	CLOSE	1/1/25 12:00 AM	10/9/25 08:58 AM	10/9/25 08:58 AM	tested pump -
4323886			6212, New Liskeard Lagoon	PM	Compliance	1	MONTHS	New Liskeard lagoon Monthly Manual DO test 6212 (1m)	CLOSE	1/1/25 12:00 AM	1/14/25 08:10 AM	1/14/25 08:10 AM	New Liskeard lagoon Monthly Manual DO test 6212 (1m) - Completed Rounds. Completed Monthly DO and temp for cell A1, A2, D1 and D2 with Shannen Reviewed Data Logger up until Jan 9, 2025 @ 16:00
4325156			6212, New Liskeard Lagoon Gray SPS	PM	Inspection	1	YEARS	Critical Alarm/Dialer Testing Gray Rd SPS (1y) 6212	CLOSE	1/1/25 12:00 AM	11/4/25 07:38 AM	11/4/25 07:38 AM	Critical Alarm/Dialer Testing Gray Rd SPS (1y) 6212 - Performed a test to verify the following alarms and recorded in the log book: High Level Low Temperature High Temperature Pump Fail #1-2-3 Loss off Echo Loss of Comm Intrusion High and low flow High and low Pressure Power failure relay Level transmitter loss of power

Workorder Summary Report

 Report Start Date: Jan 1, 2025 12:00 AM
 Report End Date: Dec 31, 2025 11:59 PM
 Location: 6212*
 Work Order Type: CALL,CAP,CORR,EMER,OPER,PM
 Work Order Class:

				WorkOrder		PM Schedule		Workorder Details					
WO #	Asset ID	Asset Description	Location Description	Type	Class	FEQ	Units	Work Order Description	Status	Schedule Start	Actual Start	Actual Finsh	WorkLog Detail
4331685			6212, New Liskeard Lagoon	OPER	Inspection	1	YEARS	Daily O&M Activities Wastewater Treatment (1y) 6212	COMP	1/1/25 12:00 AM	7/16/25 12:00 AM	1/8/26 02:06 PM	<p>- Pump water out of lagoon distribution chamber pit, goodman flowmeter pit and inspect Gray rd flowmeter pit for up coming flowmeter calibrations.</p> <p>Daily O&M Activities Wastewater Treatment (1y) 6212</p> <p>-Performed pressure wash cleaning at Whitewood SPS wet well and vacuumed out bar screen, with Cassie and Ken. Inspected Whitewood SPS wet well - concrete structure looks good, ladders clear and intact, floats are clean and grating is clean.</p> <p>Performed pressure wash cleaning at Cedar SPS wet well and vacuumed out bar screen, with Cassie and Ken. Inspected Cedar SPS wet well - concrete structure looks good, ladders clear and intact, floats are clean and grating is clean.</p> <p>Cleaned out Elm SPS bar screen</p>

Workorder Summary Report

 Report Start Date: Jan 1, 2025 12:00 AM
 Report End Date: Dec 31, 2025 11:59 PM
 Location: 6212*
 Work Order Type: CALL,CAP,CORR,EMER,OPER,PM
 Work Order Class:

				WorkOrder		PM Schedule		Workorder Details					
WO #	Asset ID	Asset Description	Location Description	Type	Class	FEQ	Units	Work Order Description	Status	Schedule Start	Actual Start	Actual Finsh	WorkLog Detail
													- Re program Goodman monthly sampler. Found station baseboard heater not working. Upon troubleshooting I was able to clean some connections on the digital control and get it working. Troubleshoot Gray st pumping station sampler not working. Found a problem with the plc enabling and reset that. Re calibrated the sample volume which was way off. Re enabled liquid sensor and inputted a new program. Test unit grab sample and operation.
4331690	0000076675	ENGINE DIESEL GOODMAN SPS	6212, New Liskeard Lagoon Goodman SPS	PM	Refurbish/ Replace/Repair	1	MONTHS	Diesel Generator Inspection/ Functional Test Goodman SPS (1m) 6212	CLOSE	1/1/25 12:00 AM	1/9/25 03:41 PM	1/9/25 03:41 PM	Diesel Generator Inspection/ Functional Test Goodman SPS (1m) 6212 - Tested and inspected Goodman SPS Generator without load. Set the generator back to auto. Could not find transfer switch for testing generator on the MCC panels.
4331706	0000115903	ENGINE DIESEL LAGOON	6212, New Liskeard Lagoon, Process	PM	Refurbish/ Replace/Repair	1	MONTHS	Diesel Generator Inspection/ Functional Test NL Lagoon (1m) 6212	CLOSE	1/1/25 12:00 AM	1/8/25 03:55 PM	1/8/25 03:55 PM	Diesel Generator Inspection/ Functional Test NL Lagoon (1m) 6212 - Tested NL Lagoon Generator without load. No transfer switch on panel found to properly test generator with load. Took readings and no leaks found.

Workorder Summary Report

 Report Start Date: Jan 1, 2025 12:00 AM
 Report End Date: Dec 31, 2025 11:59 PM
 Location: 6212*
 Work Order Type: CALL,CAP,CORR,EMER,OPER,PM
 Work Order Class:

				WorkOrder		PM Schedule		Workorder Details					
WO #	Asset ID	Asset Description	Location Description	Type	Class	FEQ	Units	Work Order Description	Status	Schedule Start	Actual Start	Actual Finsh	WorkLog Detail
4331722	0000115923	ENGINE DIESEL MONTGOMERY SPS	6212, New Liskeard Lagoon Montgomery SPS	PM	Refurbish/ Replace/Repair	1	MONTHS	Diesel Generator Inspection/ Functional Test Montgomery SPS (1m) 6212	CLOSE	1/1/25 12:00 AM	1/10/25 03:43 PM	1/10/25 03:43 PM	Diesel Generator Inspection/ Functional Test Montgomery SPS (1m) 6212 - Tested and inspected Montgomery SPS with load. No transfer issues and no leaks found.
4331738	0000115516	ENGINE DIESEL NIVEN SPS	6212, New Liskeard Lagoon Niven SPS	PM	Refurbish/ Replace/Repair	1	MONTHS	Diesel Generator Inspection/ Functional Test Niven SPS (1m) 6212	CLOSE	1/1/25 12:00 AM	1/7/25 03:27 PM	1/7/25 03:27 PM	Diesel Generator Inspection/ Functional Test Niven SPS (1m) 6212 - Tested Niven SPS Generator with load. Took readings, no leaks
4331754	0000115397	ENGINE DIESEL WHITEWOOD SPS	6212, New Liskeard Lagoon Whitewood SPS	PM	Refurbish/ Replace/Repair	1	MONTHS	Diesel Generator Inspection/ Functional Test Whitewood SPS(1m) 6212	CLOSE	1/1/25 12:00 AM	1/8/25 04:01 PM	1/8/25 04:01 PM	Diesel Generator Inspection/ Functional Test Whitewood SPS(1m) 6212 - Tested Whitewood SPS Generator with load. Took readings, oil is dark brown may need changing soon.
4331770			6212, New Liskeard Lagoon, Process	PM	HEALTH AND SAFETY	1	MONTHS	Health And Safety Inspection (1m) 6212	CLOSE	1/1/25 12:00 AM	1/16/25 07:44 AM	1/16/25 07:44 AM	Health And Safety Inspection (1m) 6212 - Inspected all SPS's First Aid kits and placed stickers on the kits with all filled required items. Inspected Eye wash station at NL Lagoon and spill kits
4333697			6212, New Liskeard Lagoon Niven SPS	CALL	Refurbish/ Replace/Repair	0		Call in for loss of Comm at the Niven SPS - drove to site to reset radio	CLOSE		1/5/25 09:38 PM	1/5/25 09:56 PM	-Call in for loss of Comm at the Niven SPS - drove to site and reset radio. Verified data logger while on site.
4334070			6212, New Liskeard Lagoon	CAP	Compliance	0		New Liskeard Lagoon Chemicals 6212	COMP		1/16/26 07:37 AM	1/16/26 07:37 AM	

Workorder Summary Report

Report Start Date: Jan 1, 2025 12:00 AM
 Report End Date: Dec 31, 2025 11:59 PM
 Location: 6212*
 Work Order Type: CALL,CAP,CORR,EMER,OPER,PM
 Work Order Class:

				WorkOrder		PM Schedule		Workorder Details					
WO #	Asset ID	Asset Description	Location Description	Type	Class	FEQ	Units	Work Order Description	Status	Schedule Start	Actual Start	Actual Finsh	WorkLog Detail
4334637			6212, New Liskeard Lagoon Niven SPS	CALL	Refurbish/ Replace/Repair	0		Call out - Loss of comm Niven SPS	CLOSE		1/9/25 07:57 AM	1/9/25 08:03 AM	Call out - Loss of comm Niven Gray Rd SPS -17:29 call for Niven pumping station critical alarm 17:33 Log in remotely, Loss of comm, driving to site. 17:49 arrived to site 17:50 local scada still functioning, cycled power to communication module 17:52 logged in remotely and verify comms have restored. All good. 17:53 verify no loss of data on local data logger. 17:59 Monitor remotely for a bit and left site
4334643			6212, New Liskeard Lagoon Niven SPS	CALL	Refurbish/ Replace/Repair	0		Call out - Loss of comm Niven SPS	CLOSE		1/9/25 08:10 AM	1/9/25 08:17 AM	Call out - Loss of comm Niven SPS - 5:23 critical alarm Niven SPS 5:24 remote login, loss of comms, driving to site 5:45 arrive to site and verify local scada is still operating. All good 5:46 cycled power to communication module 5:47 remote login and verify comms restored 5:49 verify no loss of data on data logger, all good 5:53 monitor remotely for a bit and left site

Workorder Summary Report

 Report Start Date: Jan 1, 2025 12:00 AM
 Report End Date: Dec 31, 2025 11:59 PM
 Location: 6212*
 Work Order Type: CALL,CAP,CORR,EMER,OPER,PM
 Work Order Class:

				WorkOrder		PM Schedule		Workorder Details					
WO #	Asset ID	Asset Description	Location Description	Type	Class	FEQ	Units	Work Order Description	Status	Schedule Start	Actual Start	Actual Finsh	WorkLog Detail
4335420			6212, New Liskeard Lagoon Elm SPS	CALL	Refurbish/ Replace/Repair	0		Call out - Elm sps power fail causing pumps to trip	CLOSE		1/13/25 07:50 AM	8/15/25 05:58 AM	Call out - Elm sps tripped pumps 1&2 - 19:00 called for minor alarm at Elm sps Logged in to SCADA remotely and reset both pumps as they were tripped. Both pumps ran in auto immediately and pumped down the level until they shut off. Drove to site and confirmed no power loss and everything was operating as it should. Assumed power bump. Watched levels increase so that each pump could run a full cycle individually. Monitored remotely until 19:53.
4377490			6212, New Liskeard Lagoon Cedar SPS	CALL	Refurbish/ Replace/Repair	0		loss of echo Due to Extreme temperature Swing 6212	CLOSE		1/27/25 08:12 PM	1/27/25 08:25 PM	of echo -As per oic Major alarm at cedar sps at 2004 Got to site 2012, the level was 1.64 and with no current alarms on the list. No pumps were locked out Manual tested both pumps, both turned on and off and the level went down. Will continue to monitor. Major change in temperature causes a lot of steam in the wet well causing a loss of echo

Workorder Summary Report

 Report Start Date: Jan 1, 2025 12:00 AM
 Report End Date: Dec 31, 2025 11:59 PM
 Location: 6212*
 Work Order Type: CALL,CAP,CORR,EMER,OPER,PM
 Work Order Class:

				WorkOrder		PM Schedule		Workorder Details					
WO #	Asset ID	Asset Description	Location Description	Type	Class	FEQ	Units	Work Order Description	Status	Schedule Start	Actual Start	Actual Finsh	WorkLog Detail
4340943			6212, New Liskeard Lagoon	PM	Inspection	1	MONTHS	Building and Grounds Maintenance (1m) 6212	CLOSE	2/1/25 12:00 AM	2/28/25 09:28 AM	2/28/25 09:28 AM	Building and Grounds Maintenance (1m) 6212 - Swept and mopped floor at NL Lagoon Swept floors at SPS Checked facilities exterior and interior. ok Removed snow from entrances
4343463	0000115400	PUMP DIAPHRAGM SODIUM HYPOCHLORITE BYPASS WHITEWOOD SPS	6212, New Liskeard Lagoon Whitewood SPS	PM	Refurbish/ Replace/Repair	1	MONTHS	Pump Diaphragm Sodium Hypo Bypass Inspection (1m) 6212	CLOSE	2/1/25 12:00 AM	2/4/25 03:32 PM	2/4/25 03:32 PM	Pump Diaphragm Sodium Hypo Bypass Inspection (1m) 6212 - Completed drawdown test using water. Approx. 695mL per min Inspected pump while running. ok
4343466	0000293671	PUMP DIAPHRAGM 01 FERRIC SULFATE	6212, New Liskeard Lagoon	PM	Refurbish/ Replace/Repair	1	MONTHS	Pump Diaphragm 01 Ferric Sulfate Inspection (1m) 6212	CLOSE	2/1/25 12:00 AM	2/7/25 03:45 PM	2/7/25 03:45 PM	Pump Diaphragm 01 Ferric Sulfate Inspection (1m) 6212 - Hot flushed ferric pump #1 & #2. Visually checked pumps while running. ok
4343469	0000115522	PUMP DIAPHRAGM 01 SODIUM HYPOCHLORITE BYPASS NIVEN SPS	6212, New Liskeard Lagoon Niven SPS	PM	Refurbish/ Replace/Repair	1	MONTHS	Pump Diaphragm 01 Sodium Hypo Bypass Inspection (1m) 6212	CLOSE	2/1/25 12:00 AM	2/6/25 08:21 AM	2/6/25 08:21 AM	Pump Diaphragm 01 Sodium Hypo Bypass Inspection (1m) 6212 - Completed hypo pumps drawdown test: Pump 1 154 mL per min Visually checked pump while running. ok
4343472	0000115523	PUMP DIAPHRAGM 02 SODIUM HYPOCHLORITE BYPASS NIVEN SPS	6212, New Liskeard Lagoon Niven SPS	PM	Refurbish/ Replace/Repair	1	MONTHS	Pump Diaphragm 02 Sodium Hypo Bypass Inspection (1m) 6212	CLOSE	2/1/25 12:00 AM	2/6/25 08:23 AM	2/6/25 08:23 AM	Pump Diaphragm 02 Sodium Hypo Bypass Inspection (1m) 6212 - Pump 2 Drawdown test: Approx. 159 mL per min Visually checked pump while running. ok

Workorder Summary Report

 Report Start Date: Jan 1, 2025 12:00 AM
 Report End Date: Dec 31, 2025 11:59 PM
 Location: 6212*
 Work Order Type: CALL,CAP,CORR,EMER,OPER,PM
 Work Order Class:

				WorkOrder		PM Schedule		Workorder Details					
WO #	Asset ID	Asset Description	Location Description	Type	Class	FEQ	Units	Work Order Description	Status	Schedule Start	Actual Start	Actual Finsh	WorkLog Detail
4359071	0000277393	GENERATOR	6212, New Liskeard Lagoon Gray SPS	PM	Refurbish/ Replace/Repair	1	MONTHS	Diesel Generator Inspection/ Functional Test Gray SPS (1m) 6212	CLOSE	2/1/25 12:00 AM	2/4/25 03:05 PM	2/4/25 03:05 PM	Diesel Generator Inspection/ Functional Test Gray SPS (1m) 6212 - Completed genset test: check oil, coolant, block heater; fuel no faults displayed recorded running values.
4370544			6212, New Liskeard Lagoon	PM	Compliance	1	MONTHS	New Liskeard lagoon Monthly Manual DO test 6212 (1m)	CLOSE	2/1/25 12:00 AM	2/7/25 07:43 AM	2/7/25 07:43 AM	New Liskeard lagoon Monthly Manual DO test 6212 (1m) - Shovelled snow off of each lagoon and drilled a hole with the auger and tested each cell for DO and Temp.
4376882	0000076675	ENGINE DIESEL GOODMAN SPS	6212, New Liskeard Lagoon Goodman SPS	PM	Refurbish/ Replace/Repair	1	MONTHS	Diesel Generator Inspection/ Functional Test Goodman SPS (1m) 6212	CLOSE	2/1/25 12:00 AM	2/7/25 02:10 PM	2/7/25 02:10 PM	Goodman SPS Generator Failed to Start - Goodman SPS generator will not start using the transfer switch or off the generator. I can access the display and no faults or alarms but as soon as I try to start it loses all power. No turnover and coolant is ok. May be the battery. Notified Bryce and he contacted the City Spoke to Bryce and the batteries needs to be change. The city is taking care of it. Diesel Generator Inspection/ Functional Test Goodman SPS (1m) 6212 - Completed genset test: *** The City replaced the battery. The generator is functioning. checked fuel, coolant, block heater and oil level. OK no faults displayed recorded running values on sheet

Workorder Summary Report

 Report Start Date: Jan 1, 2025 12:00 AM
 Report End Date: Dec 31, 2025 11:59 PM
 Location: 6212*
 Work Order Type: CALL,CAP,CORR,EMER,OPER,PM
 Work Order Class:

				WorkOrder		PM Schedule		Workorder Details					
WO #	Asset ID	Asset Description	Location Description	Type	Class	FEQ	Units	Work Order Description	Status	Schedule Start	Actual Start	Actual Finsh	WorkLog Detail
4376898	0000115903	ENGINE DIESEL LAGOON	6212, New Liskeard Lagoon, Process	PM	Refurbish/ Replace/Repair	1	MONTHS	Diesel Generator Inspection/ Functional Test NL Lagoon (1m) 6212	CLOSE	2/1/25 12:00 AM	2/6/25 07:51 AM	2/6/25 07:51 AM	Diesel Generator Inspection/ Functional Test NL Lagoon (1m) 6212 - Completed genset test: checked oil, fuel, coolant and block heater. ok no faults displayed recorded running values on sheet
4376914	0000115923	ENGINE DIESEL MONTGOMERY SPS	6212, New Liskeard Lagoon Montgomery SPS	PM	Refurbish/ Replace/Repair	1	MONTHS	Diesel Generator Inspection/ Functional Test Montgomery SPS (1m) 6212	CLOSE	2/1/25 12:00 AM	2/7/25 07:49 AM	2/7/25 07:49 AM	Diesel Generator Inspection/ Functional Test Montgomery SPS (1m) 6212 - Completed genset test: checked oil, fuel, coolant and block heater. no faults displayed recorded running values on sheet
4376930	0000115516	ENGINE DIESEL NIVEN SPS	6212, New Liskeard Lagoon Niven SPS	PM	Refurbish/ Replace/Repair	1	MONTHS	Diesel Generator Inspection/ Functional Test Niven SPS (1m) 6212	CLOSE	2/1/25 12:00 AM	2/6/25 08:13 AM	2/6/25 08:13 AM	Diesel Generator Inspection/ Functional Test Niven SPS (1m) 6212 - Completed genset test: checked oil, coolant, block heater and fuel oil level at 1/2 no faults displayed recorded running values on sheet
4376946	0000115397	ENGINE DIESEL WHITEWOOD SPS	6212, New Liskeard Lagoon Whitewood SPS	PM	Refurbish/ Replace/Repair	1	MONTHS	Diesel Generator Inspection/ Functional Test Whitewood SPS(1m) 6212	CLOSE	2/1/25 12:00 AM	2/4/25 03:13 PM	2/4/25 03:13 PM	Diesel Generator Inspection/ Functional Test Whitewood SPS(1m) 6212 - Completed genset test: checked fuel, coolant, block heater; oil no faults displayed recorded running values on sheet

Workorder Summary Report

 Report Start Date: Jan 1, 2025 12:00 AM
 Report End Date: Dec 31, 2025 11:59 PM
 Location: 6212*
 Work Order Type: CALL,CAP,CORR,EMER,OPER,PM
 Work Order Class:

				WorkOrder		PM Schedule		Workorder Details					
WO #	Asset ID	Asset Description	Location Description	Type	Class	FEQ	Units	Work Order Description	Status	Schedule Start	Actual Start	Actual Finsh	WorkLog Detail
4376962			6212, New Liskeard Lagoon, Process	PM	HEALTH AND SAFETY	1	MONTHS	Health And Safety Inspection (1m) 6212	CLOSE	2/1/25 12:00 AM	2/28/25 09:31 AM	2/28/25 09:31 AM	Health And Safety Inspection (1m) 6212 - Completed health and safety throughout the month: checked lockout/tag out stations, first aid, fire extinguishers and eye wash stations. Checked emergency lighting during genset test
4378978			6212, New Liskeard Lagoon	CORR	Refurbish/ Replace/Repair	0		Replaced DO Sensor Cap on Hach HQ30 and Calibration at NL Lagoon, 6212	CLOSE		2/7/25 03:20 PM	2/7/25 03:20 PM	Replaced DO Sensor Cap on Hach HQ30 at NL Lagoon, 6212 - Replace DO Sensor Cap on the Hach HQ30 asset no. 0000076767 DO Sensor Cap: Hach IntelliCal Cap & I-Button P/N 5811200 Lot 0014 Calibration - Changed the I-Battery and manufacturer's documentation requires a calibration after. Slope: 105.4% Calibration STD: 1. 100% 983hPa
4382262			6212, New Liskeard Lagoon Niven SPS	CAP	Refurbish/ Replace/Repair	0		Replace and relocate Failed intrusion System 6212	CLOSE		3/25/25 03:04 PM	3/25/25 03:04 PM	

Workorder Summary Report

Report Start Date: Jan 1, 2025 12:00 AM

Report End Date: Dec 31, 2025 11:59 PM

Location: 6212*

Work Order Type: CALL,CAP,CORR,EMER,OPER,PM

Work Order Class:

				WorkOrder		PM Schedule		Workorder Details					
WO #	Asset ID	Asset Description	Location Description	Type	Class	FEQ	Units	Work Order Description	Status	Schedule Start	Actual Start	Actual Finsh	WorkLog Detail
4382274			6212, New Liskeard Lagoon	CAP	Refurbish/ Replace/Repair	0		Install and Redesign Dewatering Pump plumbing and controls 6212	CLOSE		6/11/25 09:20 AM	6/11/25 09:20 AM	- Collect equipment and arrive on site. Inspect manhole liquid level and remove dead muskrats. Re wire new pump with new connection box. Replace hose and cam locks with new ones. Lower pump into manhole and connect and test. Pump is working well and is drawing 3.0A on each leg. Float control will be connected when the level of liquid in the well goes down some. - Finish connecting floats in well and getting pump to run in Auto.
4382316			6212, New Liskeard Lagoon	CAP	Refurbish/ Replace/Repair	0		Replace Failed DO Sensor Cap 6212	CLOSE		4/29/25 11:55 AM	4/29/25 11:55 AM	Ordered Sensor Cap -
4384269			6212, New Liskeard Lagoon	PM	Inspection	1	MONTHS	Building and Grounds Maintenance (1m) 6212	CLOSE	3/1/25 12:00 AM	3/18/25 02:04 PM	3/18/25 02:04 PM	Building and Grounds Maintenance (1m) 6212 -Performed routine tasks throughout the month of March including sweeping, shoveling snow, taking out garbage etc
4387192	0000115400	PUMP DIAPHRAGM SODIUM HYPOCHLORITE BYPASS WHITEWOOD SPS	6212, New Liskeard Lagoon Whitewood SPS	PM	Refurbish/ Replace/Repair	1	MONTHS	Pump Diaphragm Sodium Hypo Bypass Inspection (1m) 6212	CLOSE	3/1/25 12:00 AM	3/6/25 07:40 AM	3/6/25 07:40 AM	Pump Diaphragm Sodium Hypo Bypass Inspection (1m) 6212 - Performed Drawdown test 10 seconds= aproximately 100ml Visually inspected piping and pump.

Workorder Summary Report

 Report Start Date: Jan 1, 2025 12:00 AM
 Report End Date: Dec 31, 2025 11:59 PM
 Location: 6212*
 Work Order Type: CALL,CAP,CORR,EMER,OPER,PM
 Work Order Class:

				WorkOrder		PM Schedule		Workorder Details					
WO #	Asset ID	Asset Description	Location Description	Type	Class	FEQ	Units	Work Order Description	Status	Schedule Start	Actual Start	Actual Finsh	WorkLog Detail
4387195	0000293671	PUMP DIAPHRAGM 01 FERRIC SULFATE	6212, New Liskeard Lagoon	PM	Refurbish/ Replace/Repair	1	MONTHS	Pump Diaphragm 01 Ferric Sulfate Inspection (1m) 6212	CLOSE	3/1/25 12:00 AM	3/18/25 01:58 PM	3/18/25 01:58 PM	Pump Diaphragm 01 Ferric Sulfate Inspection (1m) 6212 - Inspected both pumps for deficiencies Flushed both ferric pumps with water Performed draw down test on both pumps p1 rate: 12.0L/hr Test: 11.5L/hr p2 rate: 8.0L/hr Test: 7L/hr Returned pump 1 to service in manual and turn off pump 2
4387198	0000115522	PUMP DIAPHRAGM 01 SODIUM HYPOCHLORITE BYPASS NIVEN SPS	6212, New Liskeard Lagoon Niven SPS	PM	Refurbish/ Replace/Repair	1	MONTHS	Pump Diaphragm 01 Sodium Hypo Bypass Inspection (1m) 6212	CLOSE	3/1/25 12:00 AM	3/6/25 03:54 PM	3/6/25 03:54 PM	Pump Diaphragm 01 Sodium Hypo Bypass Inspection (1m) 6212 - Performed visually inspection of pump and piping Performed draw down test of pump rate: 60ml =10 seconds
4387201	0000115523	PUMP DIAPHRAGM 02 SODIUM HYPOCHLORITE BYPASS NIVEN SPS	6212, New Liskeard Lagoon Niven SPS	PM	Refurbish/ Replace/Repair	1	MONTHS	Pump Diaphragm 02 Sodium Hypo Bypass Inspection (1m) 6212	CLOSE	3/1/25 12:00 AM	3/6/25 03:54 PM	3/6/25 03:54 PM	Pump Diaphragm 02 Sodium Hypo Bypass Inspection (1m) 6212 - Performed visually inspection of pump and piping Performed draw down test of pump rate: 70ml =10 seconds
4397572	0000277317	ANALYZER PH Lagoon Effluent	6212, New Liskeard Lagoon	PM	Inspection	3	MONTHS	ANALYZER PH PORTABLE LAGOON CALIBRATION (3M) 6212	CLOSE	3/1/25 12:00 AM	3/21/25 08:03 AM	3/21/25 08:03 AM	-Please refer to shared drive for cal slip.
4403670	0000277393	GENERATOR	6212, New Liskeard Lagoon Gray SPS	PM	Refurbish/ Replace/Repair	1	MONTHS	Diesel Generator Inspection/ Functional Test Gray SPS (1m) 6212	CLOSE	3/1/25 12:00 AM	3/4/25 03:11 PM	3/4/25 03:11 PM	Diesel Generator Inspection/ Functional Test Gray SPS (1m) 6212 - Visually inspected generator. Performed monthly generator pm. Filled out generator maintenance sheet.

Workorder Summary Report

Report Start Date: Jan 1, 2025 12:00 AM
 Report End Date: Dec 31, 2025 11:59 PM
 Location: 6212*
 Work Order Type: CALL,CAP,CORR,EMER,OPER,PM
 Work Order Class:

				WorkOrder		PM Schedule		Workorder Details					
WO #	Asset ID	Asset Description	Location Description	Type	Class	FEQ	Units	Work Order Description	Status	Schedule Start	Actual Start	Actual Finsh	WorkLog Detail
4415661			6212, New Liskeard Lagoon	PM	Compliance	1	MONTHS	New Liskeard lagoon Monthly Manual DO test 6212 (1m)	CLOSE	3/1/25 12:00 AM	3/18/25 02:01 PM	3/18/25 02:01 PM	New Liskeard lagoon Monthly Manual DO test 6212 (1m) - Visually inspected DO analyzer Performed measurement of each cell Cell D1: 6.01 mg/L 3.7degC Cell D2: 5.51 mg/L 2.0degC Cell A1: 1.17 mg/L 3.0degC Cell A2: 0.91 mg/L 1.5degC
4422654	0000076675	ENGINE DIESEL GOODMAN SPS	6212, New Liskeard Lagoon Goodman SPS	PM	Refurbish/ Replace/Repair	1	MONTHS	Diesel Generator Inspection/ Functional Test Goodman SPS (1m) 6212	CLOSE	3/1/25 12:00 AM	3/12/25 01:57 PM	3/12/25 01:57 PM	Diesel Generator Inspection/ Functional Test Goodman SPS (1m) 6212 - Visually inspected generator. Performed monthly generator pm. Filled out generator maintenance sheet.
4422670	0000115903	ENGINE DIESEL LAGOON	6212, New Liskeard Lagoon, Process	PM	Refurbish/ Replace/Repair	1	MONTHS	Diesel Generator Inspection/ Functional Test NL Lagoon (1m) 6212	CLOSE	3/1/25 12:00 AM	3/12/25 02:01 PM	3/12/25 02:01 PM	Diesel Generator Inspection/ Functional Test NL Lagoon (1m) 6212 - Visually inspected generator. Performed monthly generator pm. Filled out generator maintenance sheet.
4422686	0000115923	ENGINE DIESEL MONTGOMERY SPS	6212, New Liskeard Lagoon Montgomery SPS	PM	Refurbish/ Replace/Repair	1	MONTHS	Diesel Generator Inspection/ Functional Test Montgomery SPS (1m) 6212	CLOSE	3/1/25 12:00 AM	3/4/25 03:15 PM	3/4/25 03:15 PM	Diesel Generator Inspection/ Functional Test Montgomery SPS (1m) 6212 - Visually inspected generator. Performed monthly generator pm. Filled out generator maintenance sheet.
4422702	0000115516	ENGINE DIESEL NIVEN SPS	6212, New Liskeard Lagoon Niven SPS	PM	Refurbish/ Replace/Repair	1	MONTHS	Diesel Generator Inspection/ Functional Test Niven SPS (1m) 6212	CLOSE	3/1/25 12:00 AM	3/4/25 03:14 PM	3/4/25 03:14 PM	Diesel Generator Inspection/ Functional Test Niven SPS (1m) 6212 - Visually inspected generator. Performed monthly generator pm. Filled out generator maintenance sheet.

Workorder Summary Report

 Report Start Date: Jan 1, 2025 12:00 AM
 Report End Date: Dec 31, 2025 11:59 PM
 Location: 6212*
 Work Order Type: CALL,CAP,CORR,EMER,OPER,PM
 Work Order Class:

				WorkOrder		PM Schedule		Workorder Details					
WO #	Asset ID	Asset Description	Location Description	Type	Class	FEQ	Units	Work Order Description	Status	Schedule Start	Actual Start	Actual Finsh	WorkLog Detail
4422718	0000115397	ENGINE DIESEL WHITEWOOD SPS	6212, New Liskeard Lagoon Whitewood SPS	PM	Refurbish/ Replace/Repair	1	MONTHS	Diesel Generator Inspection/ Functional Test Whitewood SPS(1m) 6212	CLOSE	3/1/25 12:00 AM	3/4/25 03:12 PM	3/4/25 03:12 PM	Diesel Generator Inspection/ Functional Test Whitewood SPS(1m) 6212 - Visually inspected generator. Performed monthly generator pm. Filled out generator maintenance sheet.
4422734			6212, New Liskeard Lagoon, Process	PM	HEALTH AND SAFETY	1	MONTHS	Health And Safety Inspection (1m) 6212	CLOSE	3/1/25 12:00 AM	3/18/25 02:07 PM	3/18/25 02:07 PM	Health And Safety Inspection (1m) 6212 - Inspected eye wash station and fire extinguisher in ferric storage building. Inspected first aid kit in main building. Inspected exits and signage.
4423633			6212, New Liskeard Lagoon Niven SPS	CALL	Refurbish/ Replace/Repair	0		Call in - Niven SPS loss of comm	CLOSE		2/3/25 07:46 AM	8/15/25 05:58 AM	Call in - Niven SPS loss of comm - 1113 Called for critical alarm at Niven sps 1114 remote login loss of comm driving to site 1133 arrive to site 1136 cycle power to comms 1137 remote login to verify 1143 multiple attempts to reset unsuccessful, driving to dymond reservoir to reset 1155 arrived at dymond reservoir 1202 comms restored to all sites, verified via remote login. Returning to Niven to verify data logger data. 12:20 verified no loss data, leaving site.

Workorder Summary Report

Report Start Date: Jan 1, 2025 12:00 AM
 Report End Date: Dec 31, 2025 11:59 PM
 Location: 6212*
 Work Order Type: CALL,CAP,CORR,EMER,OPER,PM
 Work Order Class:

				WorkOrder		PM Schedule		Workorder Details					
WO #	Asset ID	Asset Description	Location Description	Type	Class	FEQ	Units	Work Order Description	Status	Schedule Start	Actual Start	Actual Finsh	WorkLog Detail
4424091			6212, New Liskeard Lagoon Gray SPS	CALL	Inspection	0		Power Failure Gray SPS	CLOSE		3/5/25 07:30 AM	3/5/25 07:40 AM	Power Failure Gray SPS - Minor alarm at Gray SPS - Sewage Pump #3 Fault/ Lockout. Arrived at Hlby WTP and tired to reset pump on Scada, and couldn't reset. Drove to Gray SPS and manually flipped the MCC power switch to Sewage Pump #3 to OFF then back ON after 30sec. It cleared the fault alarm on the HMI and sewage pump #3 was back in Auto. The Sewage Pump was caused by Power Failure Flicks.
4426885			6212, New Liskeard Lagoon	CALL	Predictive Maintenance	0		Called In - Effluent (during abnormal conditions)	CLOSE		3/16/25 07:45 AM	3/16/25 08:30 AM	Called In - Effluent (during abnormal conditions) - Raw flow exceedence due a rain event and quick melt. Collected samples

Workorder Summary Report

 Report Start Date: Jan 1, 2025 12:00 AM
 Report End Date: Dec 31, 2025 11:59 PM
 Location: 6212*
 Work Order Type: CALL,CAP,CORR,EMER,OPER,PM
 Work Order Class:

				WorkOrder		PM Schedule		Workorder Details					
WO #	Asset ID	Asset Description	Location Description	Type	Class	FEQ	Units	Work Order Description	Status	Schedule Start	Actual Start	Actual Finsh	WorkLog Detail
4426788			6212, New Liskeard Lagoon, Facility	CALL	Predictive Maintenance	0		Called In- High Levels and Overflow at Elm, Montgomery; Niven SPS, 6212	CLOSE		3/16/25 12:30 PM	3/16/25 10:30 PM	<p>Called In- High Levels and Overflow at Elm, Montgomery; Niven SPS, 6212</p> <p>-</p> <p>**** The call out overlaps with others calls ***</p> <p>Called in at Montgomery for high level. Drove to site and level was decreasing. Opened hatch and determined no need to start the pump at the location at moment as level was significantly below the indicator. Will monitor</p> <p>Elm, Montgomery and Niven SPS overflow. Collected samples and reported to SAC</p> <p>Put mat down on Cedar.</p>
4431037			6212, New Liskeard Lagoon	PM	Inspection	1	MONTHS	Building and Grounds Maintenance (1m) 6212	CLOSE	4/1/25 12:00 AM	4/22/25 02:04 PM	4/22/25 02:04 PM	<p>Cleaned</p> <p>-</p> <p>- Removed all garbage from the facilities</p> <p>- Swept floors that needed to be swept</p>
4434001	0000115400	PUMP DIAPHRAGM SODIUM HYPOCHLORITE BYPASS WHITEWOOD SPS	6212, New Liskeard Lagoon Whitewood SPS	PM	Refurbish/ Replace/Repair	1	MONTHS	Pump Diaphragm Sodium Hypo Bypass Inspection (1m) 6212	CLOSE	4/1/25 12:00 AM	4/2/25 03:40 PM	4/2/25 03:40 PM	<p>- Completed drawdown test using water.</p> <p>Approx. 690mL per min</p> <p>watched and listen to pump during operation. no leaks or weird noise</p>

Workorder Summary Report

 Report Start Date: Jan 1, 2025 12:00 AM
 Report End Date: Dec 31, 2025 11:59 PM
 Location: 6212*
 Work Order Type: CALL,CAP,CORR,EMER,OPER,PM
 Work Order Class:

				WorkOrder		PM Schedule		Workorder Details					
WO #	Asset ID	Asset Description	Location Description	Type	Class	FEQ	Units	Work Order Description	Status	Schedule Start	Actual Start	Actual Finsh	WorkLog Detail
4434004	0000293671	PUMP DIAPHRAGM 01 FERRIC SULFATE	6212, New Liskeard Lagoon	PM	Refurbish/ Replace/Repair	1	MONTHS	Pump Diaphragm 01 Ferric Sulfate Inspection (1m) 6212	CLOSE	4/1/25 12:00 AM	4/11/25 03:27 PM	4/11/25 03:27 PM	- Hot flushed ferric pump #1 & #2. Visually checked pumps while running. okay
4434007	0000115522	PUMP DIAPHRAGM 01 SODIUM HYPOCHLORITE BYPASS NIVEN SPS	6212, New Liskeard Lagoon Niven SPS	PM	Refurbish/ Replace/Repair	1	MONTHS	Pump Diaphragm 01 Sodium Hypo Bypass Inspection (1m) 6212	CLOSE	4/1/25 12:00 AM	4/10/25 12:47 PM	4/10/25 12:47 PM	- Tested Pump #1 on HAND. No leaks found. Hypo tank full. put pump back in auto
4434010	0000115523	PUMP DIAPHRAGM 02 SODIUM HYPOCHLORITE BYPASS NIVEN SPS	6212, New Liskeard Lagoon Niven SPS	PM	Refurbish/ Replace/Repair	1	MONTHS	Pump Diaphragm 02 Sodium Hypo Bypass Inspection (1m) 6212	CLOSE	4/1/25 12:00 AM	4/10/25 12:44 PM	4/10/25 12:44 PM	- Tested Pump #2 on HAND. Ran the pump on stroke frequencies of 40 and 50. No leaks were found, Hypo tank full and put back in auto
4453606	0000277393	GENERATOR	6212, New Liskeard Lagoon Gray SPS	PM	Refurbish/ Replace/Repair	1	MONTHS	Diesel Generator Inspection/ Functional Test Gray SPS (1m) 6212	CLOSE	4/1/25 12:00 AM	4/8/25 09:04 AM	4/8/25 09:04 AM	- checked oil, coolant and fuel level. ran genset for 30 minutes, recorded numbers while in operation. put genset back in auto, while in operation no leaks or weird noises.
4469377			6212, New Liskeard Lagoon	PM	Compliance	1	MONTHS	New Liskeard lagoon Monthly Manual DO test 6212 (1m)	CLOSE	4/1/25 12:00 AM	4/11/25 07:31 AM	4/11/25 07:31 AM	- collected temp and DO with analyzer Performed measurement of each cell Cell D1: 37.3 mg/L 3.9degC Cell D2: 62.9 mg/L 1.8degC Cell A1: 34.1 mg/L 0.2degC Cell A2: 27 mg/L 0.5degC
4483497	0000076675	ENGINE DIESEL GOODMAN SPS	6212, New Liskeard Lagoon Goodman SPS	PM	Refurbish/ Replace/Repair	1	MONTHS	Diesel Generator Inspection/ Functional Test Goodman SPS (1m) 6212	CLOSE	4/1/25 12:00 AM	4/2/25 02:59 PM	4/2/25 02:59 PM	genset - checked oil, fuel, coolant and block heater. ok no faults displayed ran for 30 minutes recorded numbers, put back in auto

Workorder Summary Report

 Report Start Date: Jan 1, 2025 12:00 AM
 Report End Date: Dec 31, 2025 11:59 PM
 Location: 6212*
 Work Order Type: CALL,CAP,CORR,EMER,OPER,PM
 Work Order Class:

				WorkOrder		PM Schedule		Workorder Details					
WO #	Asset ID	Asset Description	Location Description	Type	Class	FEQ	Units	Work Order Description	Status	Schedule Start	Actual Start	Actual Finsh	WorkLog Detail
4483521	0000115903	ENGINE DIESEL LAGOON	6212, New Liskeard Lagoon, Process	PM	Refurbish/ Replace/Repair	1	MONTHS	Diesel Generator Inspection/ Functional Test NL Lagoon (1m) 6212	CLOSE	4/1/25 12:00 AM	4/2/25 02:56 PM	4/2/25 02:56 PM	- checked oil, fuel, coolant and block heater. ok no faults displayed ran for 30 minutes recorded numbers, put back in auto
4483545	0000115923	ENGINE DIESEL MONTGOMERY SPS	6212, New Liskeard Lagoon Montgomery SPS	PM	Refurbish/ Replace/Repair	1	MONTHS	Diesel Generator Inspection/ Functional Test Montgomery SPS (1m) 6212	CLOSE	4/1/25 12:00 AM	4/2/25 03:03 PM	4/2/25 03:03 PM	- checked oil, fuel, coolant and block heater. ok no faults displayed ran for 30 minutes recorded numbers, put back in auto
4483577	0000115516	ENGINE DIESEL NIVEN SPS	6212, New Liskeard Lagoon Niven SPS	PM	Refurbish/ Replace/Repair	1	MONTHS	Diesel Generator Inspection/ Functional Test Niven SPS (1m) 6212	CLOSE	4/1/25 12:00 AM	4/2/25 03:04 PM	4/2/25 03:04 PM	genset monthly pm - checked oil, fuel, coolant and block heater. ok no faults displayed ran for 30 minutes recorded numbers, put back in auto
4483602	0000115397	ENGINE DIESEL WHITEWOOD SPS	6212, New Liskeard Lagoon Whitewood SPS	PM	Refurbish/ Replace/Repair	1	MONTHS	Diesel Generator Inspection/ Functional Test Whitewood SPS(1m) 6212	CLOSE	4/1/25 12:00 AM	4/2/25 03:05 PM	4/2/25 03:05 PM	genset monthly pm - checked oil, fuel, coolant and block heater. ok no faults displayed ran for 30 minutes recorded numbers, put back in auto
4483625			6212, New Liskeard Lagoon, Process	PM	HEALTH AND SAFETY	1	MONTHS	Health And Safety Inspection (1m) 6212	CLOSE	4/1/25 12:00 AM	4/22/25 02:05 PM	4/22/25 02:05 PM	Checked and Signed - - Checked all fire extinguishers and signed off - Checked all eye wash stations and showers - Checked all emergency lighting. All good

Workorder Summary Report

Report Start Date: Jan 1, 2025 12:00 AM

Report End Date: Dec 31, 2025 11:59 PM

Location: 6212*

Work Order Type: CALL,CAP,CORR,EMER,OPER,PM

Work Order Class:

				WorkOrder		PM Schedule		Workorder Details					
WO #	Asset ID	Asset Description	Location Description	Type	Class	FEQ	Units	Work Order Description	Status	Schedule Start	Actual Start	Actual Finsh	WorkLog Detail
4483648	0000277330	TANK STORAGE WET WELL CEDAR SPS	6212, New Liskeard Lagoon Cedar SPS	PM	Refurbish/ Replace/Repair	6	MONTHS	Wetwell Inspection Cedar SPS (6m) 6212	CLOSE	4/1/25 12:00 AM	4/29/25 10:41 AM	4/29/25 10:41 AM	Inspected -Inspected Cedar SPS. Removed old locks from the hatches due to them being seized and no longer have a key for. Once removed, I opened the hatches, looked at the ladder and wet well. I noticed very minimal grease build up. Installed new locks on each hatch and made sure it they were securely locked before leaving
4485810			6212, New Liskeard Lagoon	CALL	Refurbish/ Replace/Repair	0		Called in for Abnormal sampling New Liskeard Lagoon effluent flow exceedance	CLOSE		4/5/25 10:58 AM	4/5/25 11:24 AM	- Flow exceedance required me to sample the lagoon effluent as per the ministry regulation.
4485802			6212, New Liskeard Lagoon	CALL	Refurbish/ Replace/Repair	0		Called in for Abnormal sampling New Liskeard Lagoon effluent flow exceedance	CLOSE		4/6/25 07:34 AM	4/7/25 08:08 AM	-Flow exceedance required me to sample the lagoon effluent as per the ministry regulation.
4486050			6212, New Liskeard Lagoon	CAP	Refurbish/ Replace/Repair	0		Replace Failed DO Probe NL Lagoon 6212	CLOSE		4/28/25 11:28 AM	4/28/25 11:28 AM	-Calibrated as completed cal sheet before putting new probe in service. Please refer to shared drive for cal slip.
4486960			6212, New Liskeard Lagoon	CALL	Compliance	0		Re program sampler for abnormal operation 6212	CLOSE		4/13/25 01:01 PM	4/13/25 01:04 PM	- Caller by operator to re program effluent sampler for abnormal sampling.
4488491			6212, New Liskeard Lagoon Gray SPS	CALL	Predictive Maintenance	0		Called In - Loss of Comm at Gray SPS, 6212	CLOSE		4/14/25 07:37 PM	4/14/25 08:00 PM	Called In - Loss of Comm at Gray SPS, 6212 - Called for critical at Gray SPS. Logged in remotely and loss of comm. Drove to site and power cycled radio and comm restored. Reviewed data logger and no gaps observed on site.

Workorder Summary Report

Report Start Date: Jan 1, 2025 12:00 AM
 Report End Date: Dec 31, 2025 11:59 PM
 Location: 6212*
 Work Order Type: CALL,CAP,CORR,EMER,OPER,PM
 Work Order Class:

				WorkOrder		PM Schedule		Workorder Details					
WO #	Asset ID	Asset Description	Location Description	Type	Class	FEQ	Units	Work Order Description	Status	Schedule Start	Actual Start	Actual Finsh	WorkLog Detail
4487671			6212, New Liskeard Lagoon Niven SPS	CALL	Inspection	0		Niven SPS Loss Comms	CLOSE		4/13/25 03:15 PM	4/13/25 03:45 PM	Niven SPS Loss Comms - Received a critical alarm at Niven SPS - Loss of comms. Arrived on site and reset the router for 30 secs. Trends came back online shortly after on SCADA.
4488490			6212, New Liskeard Lagoon Elm SPS	CALL	Predictive Maintenance	0		Called In - Power flicker at Elm and Gray SPS, 6212	CLOSE		4/19/25 03:07 AM	4/19/25 04:00 AM	Called In - Power flicker at Elm and Gray SPS, 6212 - Called in for critical at Elm SPS and Gray SPS but now normal. Logged in remotely and it was a power outage (flicker) but it had restored. Drove to site to everything was functioning. OK
4488997			6212, New Liskeard Lagoon Gray SPS	CALL	Refurbish/ Replace/Repair	0		Gray/Niven SPS - Loss of comm	CLOSE		4/24/25 02:16 AM	4/24/25 02:45 AM	Gray/Niven SPS - Loss of com - 2:09 Gray rd sps and Niven sps critical alarm 2:12 remote login, loss of comm Niven and gray sps 2:16 drive to site 2:27 arrive at gray sps 2:28 reset comms 2:30 review data logger, no loss of data 2:31 drive to Niven sps 2:37 arrive to Niven sps 2:39 reset comms 2:41 review data logger, no loss of data 2:43 leave site, all comms restored
4491767			6212, New Liskeard Lagoon	PM	Inspection	1	MONTHS	Building and Grounds Maintenance (1m) 6212	CLOSE	5/1/25 12:00 AM	5/14/25 07:54 AM	5/14/25 07:54 AM	Building and Grounds Maintenance (1m) 6212 - Building and grounds; Swept floors, door clear of objects, exit lights working.

Workorder Summary Report

 Report Start Date: Jan 1, 2025 12:00 AM
 Report End Date: Dec 31, 2025 11:59 PM
 Location: 6212*
 Work Order Type: CALL,CAP,CORR,EMER,OPER,PM
 Work Order Class:

				WorkOrder		PM Schedule		Workorder Details					
WO #	Asset ID	Asset Description	Location Description	Type	Class	FEQ	Units	Work Order Description	Status	Schedule Start	Actual Start	Actual Finsh	WorkLog Detail
4494652	0000115400	PUMP DIAPHRAGM SODIUM HYPOCHLORITE BYPASS WHITEWOOD SPS	6212, New Liskeard Lagoon Whitewood SPS	PM	Refurbish/ Replace/Repair	1	MONTHS	Pump Diaphragm Sodium Hypo Bypass Inspection (1m) 6212	CLOSE	5/1/25 12:00 AM	5/20/25 07:34 AM	5/20/25 07:34 AM	Pump Diaphragm Sodium Hypo Bypass Inspection (1m) 6212 - Tested and inspected Hypo pump for bypass at Whitewood SPS. No leaks or issues found. The drawdown was 300ml/min.
4494655	0000293671	PUMP DIAPHRAGM 01 FERRIC SULFATE	6212, New Liskeard Lagoon	PM	Refurbish/ Replace/Repair	1	MONTHS	Pump Diaphragm 01 Ferric Sulfate Inspection (1m) 6212	CLOSE	5/1/25 12:00 AM	5/22/25 08:25 AM	5/22/25 08:25 AM	Pump Diaphragm 01 Ferric Sulfate Inspection (1m) 6212 - Performed inspect and cleaning to Ferric Pump. Removed inlet pipe and washed out debris. Flushed lines for couple minutes. Assembled back inlet piping, No signs or leaks. Pumping normally at 25 L/hr.
4494658	0000115522	PUMP DIAPHRAGM 01 SODIUM HYPOCHLORITE BYPASS NIVEN SPS	6212, New Liskeard Lagoon Niven SPS	PM	Refurbish/ Replace/Repair	1	MONTHS	Pump Diaphragm 01 Sodium Hypo Bypass Inspection (1m) 6212	CLOSE	5/1/25 12:00 AM	5/20/25 07:26 AM	5/20/25 07:26 AM	Pump Diaphragm 01 Sodium Hypo Bypass Inspection (1m) 6212 - Tested and inspected hypo chem pumps at Niven SPS. #1 showing around 34% speed and a drawdown of 160ml/min.
4494661	0000115523	PUMP DIAPHRAGM 02 SODIUM HYPOCHLORITE BYPASS NIVEN SPS	6212, New Liskeard Lagoon Niven SPS	PM	Refurbish/ Replace/Repair	1	MONTHS	Pump Diaphragm 02 Sodium Hypo Bypass Inspection (1m) 6212	CLOSE	5/1/25 12:00 AM	5/20/25 07:28 AM	5/20/25 07:28 AM	Pump Diaphragm 02 Sodium Hypo Bypass Inspection (1m) 6212 - Tested and inspected hypo chem pumps at Niven SPS. #2 showing around 38% speed and a drawdown of 220ml/min.
4513282	0000277393	GENERATOR	6212, New Liskeard Lagoon Gray SPS	PM	Refurbish/ Replace/Repair	1	MONTHS	Diesel Generator Inspection/ Functional Test Gray SPS (1m) 6212	CLOSE	5/1/25 12:00 AM	5/9/25 08:56 AM	5/9/25 08:56 AM	Diesel Generator Inspection/ Functional Test Gray SPS (1m) 6212 - Tested and Inspected the Gray SPS Diesel Generator with load for 45min. No issues or leaks found while running.

Workorder Summary Report

 Report Start Date: Jan 1, 2025 12:00 AM
 Report End Date: Dec 31, 2025 11:59 PM
 Location: 6212*
 Work Order Type: CALL,CAP,CORR,EMER,OPER,PM
 Work Order Class:

				WorkOrder		PM Schedule		Workorder Details					
WO #	Asset ID	Asset Description	Location Description	Type	Class	FEQ	Units	Work Order Description	Status	Schedule Start	Actual Start	Actual Finsh	WorkLog Detail
4526350			6212, New Liskeard Lagoon	PM	Compliance	1	MONTHS	New Liskeard lagoon Monthly Manual DO test 6212 (1m)	CLOSE	5/1/25 12:00 AM	5/20/25 07:35 AM	5/20/25 07:35 AM	New Liskeard lagoon Monthly Manual DO test 6212 (1m) - Completed Monthly DO testing at NL lagoon for Cell A1,A2,D1 and D2.
4542843			6212, New Liskeard Lagoon Cedar SPS	OPER	Inspection	1	YEARS	Grating Insp (1y) - 6212, New Liskeard Lagoon Cedar S	CLOSE	5/1/25 12:00 AM	6/3/25 03:44 PM	6/3/25 03:44 PM	-no issues found during the inspection
4542855			6212, New Liskeard Lagoon Dymond SPS	OPER	Inspection	1	YEARS	Grating Insp (1y) - 6212, New Liskeard Lagoon Dymonc	CLOSE	5/1/25 12:00 AM	6/3/25 09:35 AM	6/3/25 09:35 AM	-This site has been decommissioned.
4542867			6212, New Liskeard Lagoon Elm SPS	OPER	Inspection	1	YEARS	Grating Insp (1y) - 6212, New Liskeard Lagoon Elm SP	CLOSE	5/1/25 12:00 AM	6/2/25 11:38 AM	6/2/25 11:38 AM	
4542879			6212, New Liskeard Lagoon Goodman SPS	OPER	Inspection	1	YEARS	Grating Insp (1y) - 6212, New Liskeard Lagoon Goodma	CLOSE	5/1/25 12:00 AM	6/13/25 12:59 PM	6/13/25 12:59 PM	
4542891			6212, New Liskeard Lagoon Gray SPS	OPER	Inspection	1	YEARS	Grating Insp (1y) - 6212, New Liskeard Lagoon Gray SP	CLOSE	5/1/25 12:00 AM	6/12/25 09:49 AM	6/12/25 09:49 AM	
4542903			6212, New Liskeard Lagoon Montgomery SPS	OPER	Inspection	1	YEARS	Grating Insp (1y) - 6212, New Liskeard Lagoon Montgo	CLOSE	5/1/25 12:00 AM	7/3/25 06:12 AM	7/3/25 06:12 AM	No Grating On Site -
4542915			6212, New Liskeard Lagoon	OPER	Inspection	1	YEARS	Grating Insp (1y) - 6212, New Liskeard Lagoon	CLOSE	5/1/25 12:00 AM	7/17/25 01:16 PM	7/17/25 01:16 PM	Grating Insp (1y) - 6212, New Liskeard Lagoon -Completed annual grating inspection at New Liskeard Lagoon. All grating in good condition. See attachment for more details
4542927			6212, New Liskeard Lagoon Niven SPS	OPER	Inspection	1	YEARS	Grating Insp (1y) - 6212, New Liskeard Lagoon Niven S	CLOSE	5/1/25 12:00 AM	6/12/25 10:51 AM	6/12/25 10:51 AM	
4542939			6212, New Liskeard Lagoon Whitewood SPS	OPER	Inspection	1	YEARS	Grating Insp (1y) - 6212, New Liskeard Lagoon Whitew	CLOSE	5/1/25 12:00 AM	6/6/25 01:06 PM	6/6/25 01:06 PM	- No issues found with hatches, walkways, and platforms
4550079	0000076675	ENGINE DIESEL GOODMAN SPS	6212, New Liskeard Lagoon Goodman SPS	PM	Refurbish/ Replace/Repair	1	MONTHS	Diesel Generator Inspection/ Functional Test Goodman SPS (1m) 6212	CLOSE	5/1/25 12:00 AM	5/9/25 09:05 AM	5/9/25 09:05 AM	Diesel Generator Inspection/ Functional Test Goodman SPS (1m) 6212 - Tested and Inspected the Goodman SPS Diesel Generator with load for 1hr. No leaks found while running.

Workorder Summary Report

Report Start Date: Jan 1, 2025 12:00 AM
 Report End Date: Dec 31, 2025 11:59 PM
 Location: 6212*
 Work Order Type: CALL,CAP,CORR,EMER,OPER,PM
 Work Order Class:

				WorkOrder		PM Schedule		Workorder Details					
WO #	Asset ID	Asset Description	Location Description	Type	Class	FEQ	Units	Work Order Description	Status	Schedule Start	Actual Start	Actual Finsh	WorkLog Detail
4550095	0000115903	ENGINE DIESEL LAGOON	6212, New Liskeard Lagoon, Process	PM	Refurbish/ Replace/Repair	1	MONTHS	Diesel Generator Inspection/ Functional Test NL Lagoon (1m) 6212	CLOSE	5/1/25 12:00 AM	5/14/25 07:59 AM	5/14/25 07:59 AM	Diesel Generator Inspection/ Functional Test NL Lagoon (1m) 6212 - Tested and inspected NL Lagoon diesel generator with load for 1hr. The controller in the MCC room for the generator doesn't display anything and needs fixing. It does show power Source 1 & 2 alternated while starting up. No leaks or unusual noises. Levels are good.
4550111	0000115923	ENGINE DIESEL MONTGOMERY SPS	6212, New Liskeard Lagoon Montgomery SPS	PM	Refurbish/ Replace/Repair	1	MONTHS	Diesel Generator Inspection/ Functional Test Montgomery SPS (1m) 6212	CLOSE	5/1/25 12:00 AM	5/9/25 09:03 AM	5/9/25 09:03 AM	Diesel Generator Inspection/ Functional Test Montgomery SPS (1m) 6212 - Tested and Inspected the Montgomery SPS Diesel Generator with load for 1hr. No leaks found while running.
4550127	0000115516	ENGINE DIESEL NIVEN SPS	6212, New Liskeard Lagoon Niven SPS	PM	Refurbish/ Replace/Repair	1	MONTHS	Diesel Generator Inspection/ Functional Test Niven SPS (1m) 6212	CLOSE	5/1/25 12:00 AM	5/9/25 09:04 AM	5/9/25 09:04 AM	Generator Inspection/Functional Test Niven SPS (1m) 6212 -Tested and Inspected the Niven SPS Diesel Generator with load for 1hr. No leaks found while running.

Workorder Summary Report

 Report Start Date: Jan 1, 2025 12:00 AM
 Report End Date: Dec 31, 2025 11:59 PM
 Location: 6212*
 Work Order Type: CALL,CAP,CORR,EMER,OPER,PM
 Work Order Class:

				WorkOrder		PM Schedule		Workorder Details					
WO #	Asset ID	Asset Description	Location Description	Type	Class	FEQ	Units	Work Order Description	Status	Schedule Start	Actual Start	Actual Finsh	WorkLog Detail
4550143	0000115397	ENGINE DIESEL WHITEWOOD SPS	6212, New Liskeard Lagoon Whitewood SPS	PM	Refurbish/ Replace/Repair	1	MONTHS	Diesel Generator Inspection/ Functional Test Whitewood SPS(1m) 6212	CLOSE	5/1/25 12:00 AM	5/9/25 09:00 AM	5/9/25 09:00 AM	Diesel Generator Inspection/ Functional Test Whitewood SPS(1m) 6212 - tested and Inspected the Whitewood SPS Diesel Generator with load for 1hr. No leaks found while running. The Exhaust vents on the walls were not opening. Reset the switches for exhaust fan #4 & #6 on MCC, and turned the fans back on.
4550159			6212, New Liskeard Lagoon, Process	PM	HEALTH AND SAFETY	1	MONTHS	Health And Safety Inspection (1m) 6212	CLOSE	5/1/25 12:00 AM	5/9/25 08:55 AM	5/9/25 08:55 AM	Health And Safety Inspection (1m) 6212 - H&S checks; Eye wash station has been inspected and no visible issues found. Ready to be used. first aid kits are still available and ready to use. Exit lights are visible.

Workorder Summary Report

Report Start Date: Jan 1, 2025 12:00 AM
 Report End Date: Dec 31, 2025 11:59 PM
 Location: 6212*
 Work Order Type: CALL,CAP,CORR,EMER,OPER,PM
 Work Order Class:

				WorkOrder		PM Schedule		Workorder Details					
WO #	Asset ID	Asset Description	Location Description	Type	Class	FEQ	Units	Work Order Description	Status	Schedule Start	Actual Start	Actual Finsh	WorkLog Detail
4551448			6212, New Liskeard Lagoon Niven SPS	CALL	Inspection	0		Niven SPS Generator Failure Alarm	CLOSE		5/5/25 03:00 AM	5/5/25 05:00 AM	Niven SPS Generator Failure Alarm - Received a Critical alarm at Niven SPS. Later it called out - critical alarm now normal. Checked Scada, no alarms were active. Checked history and it was showing a Generator fault alarm, the critical alarm and a communication alarm. Checked trends and no noticeable spikes for high levels. Arrived on site at Niven. Generator never ran, no bypass seen on data logger and sewage pumps alternating, and wet well level was around 1.70m. Communication seems to be ok with all trends showing on scada. Possible communication blip, or power flicker. Niven SPS Alarm called out again. Arrived on site and the HMI was displaying Generator fault alarm. Reset comms to see if it would fix the alarm. Tried reseting generator on the controller. Noticed a low battery voltage on controller. Will look over issue during the day.

Workorder Summary Report

 Report Start Date: Jan 1, 2025 12:00 AM
 Report End Date: Dec 31, 2025 11:59 PM
 Location: 6212*
 Work Order Type: CALL,CAP,CORR,EMER,OPER,PM
 Work Order Class:

				WorkOrder		PM Schedule		Workorder Details					
WO #	Asset ID	Asset Description	Location Description	Type	Class	FEQ	Units	Work Order Description	Status	Schedule Start	Actual Start	Actual Finsh	WorkLog Detail
4556593			6212, New Liskeard Lagoon Cedar SPS	CALL	Refurbish/ Replace/Repair	0		Call in - cedar sps - Loss of Echo due to power fail	CLOSE		5/30/25 03:01 PM	6/2/25 09:13 AM	Call in - cedar sps - Loss of Echo - 22:03 major alarm cedar sps 22:08 remote login, issue not clear, driving to site 22:13 arrived to site. No active alarms. Loss of echo due to loss of power to the analyzer 22:14 checked data logger to ensure no loss of data. Pump breakers are not tripped. Wet well level at 1.98m. Everything looks good on the hmi. 22:17 sewage pump #2 came on due to set point of 2.00m being reached. Level is decreasing. 22:21 everything appears to be operating as it should. Leaving site.
4558160			6212, New Liskeard Lagoon	PM	Compliance	1	YEARS	Facility Emergency Plan Review (1y) 6212	CLOSE	6/1/25 12:00 AM	7/8/25 08:06 AM	7/8/25 08:06 AM	Facility Emergency Plan Review (1y) 6212 -FEP binder reviewed and updated on May 5, 2025
4558386			6212, New Liskeard Lagoon	PM	Inspection	1	MONTHS	Building and Grounds Maintenance (1m) 6212	CLOSE	6/1/25 12:00 AM	6/20/25 08:27 AM	6/20/25 08:27 AM	Building and Grounds Maintenance (1m) 6212 - Swept and washed the floors in blower building. Hosed down the ferric building.
4283515			6212, New Liskeard Lagoon	OPER	HEALTH AND SAFETY	1	YEARS	OCWA Annual Workplace Inspection (1y) 6212	CLOSE	1/1/25 12:00 AM	3/7/25 03:43 PM	3/7/25 03:43 PM	Yearly Building Inspections -Checked all items on the checklist.. Items needed are stair treads for the ferric tank building and filters to be replaced in the the blower ventilation room.
4561214	0000060258	METER LEVEL WETWELL WHITEWOOD SPS	6212, New Liskeard Lagoon Whitewood SPS	PM	Calibration	1	YEARS	Meter Level Wet Well Whitewood SPS Inspection/Service (1y) 6212	CLOSE	6/1/25 12:00 AM	6/6/25 01:08 PM	6/6/25 01:08 PM	-see shared drive for cal slip
4561219	0000076664	METER LEVEL 01 WETWELL GOODMAN SPS	6212, New Liskeard Lagoon Goodman SPS	PM	Calibration	1	YEARS	Meter Level 01 Wet Well Goodman SPS Inspection/Service (1y) 6212	CLOSE	6/1/25 12:00 AM	6/13/25 01:00 PM	6/13/25 01:00 PM	-See shared drive for cal slip
4561224	0000076665	METER LEVEL 02 WETWELL GOODMAN SPS	6212, New Liskeard Lagoon Goodman SPS	PM	Calibration	1	YEARS	Meter Level 02 Wet Well Goodman SPS Inspection/Service (1y) 6212	CLOSE	6/1/25 12:00 AM	6/13/25 01:01 PM	6/13/25 01:01 PM	-See shared drive for cal slip

Workorder Summary Report

 Report Start Date: Jan 1, 2025 12:00 AM
 Report End Date: Dec 31, 2025 11:59 PM
 Location: 6212*
 Work Order Type: CALL,CAP,CORR,EMER,OPER,PM
 Work Order Class:

				WorkOrder		PM Schedule		Workorder Details					
WO #	Asset ID	Asset Description	Location Description	Type	Class	FEQ	Units	Work Order Description	Status	Schedule Start	Actual Start	Actual Finsh	WorkLog Detail
4561229	0000115513	METER LEVEL WETWELL NIVEN SPS	6212, New Liskeard Lagoon Niven SPS	PM	Calibration	1	YEARS	Meter Level Wet Well Niven SPS Inspection/Service (1y) 6212	CLOSE	6/1/25 12:00 AM	6/12/25 12:17 PM	6/12/25 12:17 PM	-see shared drive for cal slip
4561234	0000277327	METER LEVEL WETWELL CEDAR SPS	6212, New Liskeard Lagoon Cedar SPS	PM	Calibration	1	YEARS	Meter Level Wet Well Cedar SPS Inspection/Service (1y) 6212	CLOSE	6/1/25 12:00 AM	6/3/25 03:30 PM	6/3/25 03:30 PM	-see shared drive for cal slip
4561239	0000115400	PUMP DIAPHRAGM SODIUM HYPOCHLORITE BYPASS WHITEWOOD SPS	6212, New Liskeard Lagoon Whitewood SPS	PM	Refurbish/ Replace/Repair	1	MONTHS	Pump Diaphragm Sodium Hypo Bypass Inspection (1m) 6212	CLOSE	6/1/25 12:00 AM	6/17/25 03:49 PM	6/17/25 03:49 PM	Pump Diaphragm Sodium Hypo Bypass Inspection (1m) 6212 - Completed hypo pump visually check while running: no unusual noises or heat. Completed drawdown test: approx 370 ml per min
4561244	0000293671	PUMP DIAPHRAGM 01 FERRIC SULFATE	6212, New Liskeard Lagoon	PM	Refurbish/ Replace/Repair	1	MONTHS	Pump Diaphragm 01 Ferric Sulfate Inspection (1m) 6212	CLOSE	6/1/25 12:00 AM	6/9/25 05:44 AM	6/9/25 05:44 AM	Pump Diaphragm 01 Ferric Sulfate Inspection (1m) 6212 - Hot flushed ferric pump 1 and 2. Inspected the pump while running. ok
4561247	0000115522	PUMP DIAPHRAGM 01 SODIUM HYPOCHLORITE BYPASS NIVEN SPS	6212, New Liskeard Lagoon Niven SPS	PM	Refurbish/ Replace/Repair	1	MONTHS	Pump Diaphragm 01 Sodium Hypo Bypass Inspection (1m) 6212	CLOSE	6/1/25 12:00 AM	6/20/25 08:34 AM	6/20/25 08:34 AM	Pump Diaphragm 01 Sodium Hypo Bypass Inspection (1m) 6212 - Instrumentation Tech completed a running check.
4561250	0000115523	PUMP DIAPHRAGM 02 SODIUM HYPOCHLORITE BYPASS NIVEN SPS	6212, New Liskeard Lagoon Niven SPS	PM	Refurbish/ Replace/Repair	1	MONTHS	Pump Diaphragm 02 Sodium Hypo Bypass Inspection (1m) 6212	CLOSE	6/1/25 12:00 AM	6/20/25 08:35 AM	6/20/25 08:35 AM	Pump Diaphragm 02 Sodium Hypo Bypass Inspection (1m) 6212 - Instrumentation Tech completed the running check.
4561253	0000115899	SAMPLER EFFLUENT LAGOON	6212, New Liskeard Lagoon, Process	PM	Refurbish/ Replace/Repair	1	YEARS	Sampler Effluent Lagoon Inspection (1y) 6212	CLOSE	6/1/25 12:00 AM	6/17/25 03:07 PM	6/17/25 03:07 PM	-Replaced tubing, verified calibration and operation and inspected parts
4561262	0000115924	SAMPLER RAW GOODMAN SPS	6212, New Liskeard Lagoon Goodman SPS	PM	Refurbish/ Replace/Repair	1	YEARS	Sampler Raw Goodman SPS Inspection (1y) 6212	CLOSE	6/1/25 12:00 AM	6/17/25 02:53 PM	6/17/25 02:53 PM	-Replaced tubing, verified calibration and operation then programmed the sampler

Workorder Summary Report

 Report Start Date: Jan 1, 2025 12:00 AM
 Report End Date: Dec 31, 2025 11:59 PM
 Location: 6212*
 Work Order Type: CALL,CAP,CORR,EMER,OPER,PM
 Work Order Class:

				WorkOrder		PM Schedule		Workorder Details					
WO #	Asset ID	Asset Description	Location Description	Type	Class	FEQ	Units	Work Order Description	Status	Schedule Start	Actual Start	Actual Finsh	WorkLog Detail
4561271	0000115396	METER FLOW RAW WHITEWOOD SPS	6212, New Liskeard Lagoon Whitewood SPS	PM	Calibration	1	YEARS	Meter Flow Raw Whitewood SPS Calibration (1y) 6212	CLOSE	6/1/25 12:00 AM	6/11/25 07:35 AM	6/11/25 07:35 AM	-As per Chris Barkhouse, this flowmeter cannot be verified as there is no way to do so.
4561277	0000115395	METER FLOW WHITEWOOD SPS BYPASS	6212, New Liskeard Lagoon Whitewood SPS	PM	Calibration	1	YEARS	Meter Flow Bypass Whitewood SPS Calibration (1y) 6212	CLOSE	6/1/25 12:00 AM	6/11/25 07:35 AM	6/11/25 07:35 AM	-As per Chris Barkhouse, this flowmeter cannot be verified as there is no way to do so.
4561283	0000293629	METER FLOW NIVEN SPS BYPASS	6212, New Liskeard Lagoon Niven SPS	PM	Calibration	1	YEARS	Meter Flow Bypass Niven SPS Calibration (1y) 6212	CLOSE	6/1/25 12:00 AM	6/18/25 01:38 PM	6/18/25 01:38 PM	-See shared drive for cal slip Meter Flow Bypass Niven SPS Calibration (1y) 6212 - Assisted with verification of Bypass Niven flow meter.
4561289	0000076666	METER FLOW RAW GOODMAN	6212, New Liskeard Lagoon Goodman SPS	PM	Calibration	1	YEARS	Meter Flow Raw Goodman SPS Calibration (1y) 6212	CLOSE	6/1/25 12:00 AM	6/13/25 01:06 PM	6/13/25 01:06 PM	-See shared drive for cal slip
4561295	0000076724	METER FLOW RAW NEW LISKEARD	6212, New Liskeard Lagoon, Process	PM	Calibration	1	YEARS	Meter Flow Niven SPS Calibration (1y) 6212	CLOSE	6/1/25 12:00 AM	6/18/25 02:24 PM	6/18/25 02:24 PM	-See shared drive for cal slip Meter Flow Niven SPS Calibration (1y) 6212 - Assisted with flow meter verification.
4563233	0000293603	PRESSURE TRANSMITTER BLOWER AERATION	6212, New Liskeard Lagoon, Process	PM	Predictive Maintenance	1	YEARS	TRANSMITTER PRESSURE LAGOON AERATION - ANNUAL CALIBRATION (1Y) 6212	CLOSE	6/1/25 12:00 AM	6/17/25 03:09 PM	6/17/25 03:09 PM	-See shared drive for cal slip
4568636	0000277321	TRANSMITTER	6212, New Liskeard Lagoon Montgomery SPS	PM	Calibration	1	YEARS	METER LEVEL WET WELL MONTG. SPS INSPECTION (1Y) 6212	CLOSE	6/1/25 12:00 AM	6/12/25 09:34 AM	6/12/25 09:34 AM	-see shared drive for cal slip
4568732	0000293601	DATALOGGER LAGOON PROCESS	6212, New Liskeard Lagoon, Process	PM	Refurbish/ Replace/Repair	1	YEARS	DATALOGGER LAGGON CALIBRATION (1Y) 6212	CLOSE	6/1/25 12:00 AM	6/12/25 02:08 PM	6/12/25 02:08 PM	-see shared drive for cal slip
4573352	0000277317	ANALYZER PH Lagoon Effluent	6212, New Liskeard Lagoon	PM	Inspection	3	MONTHS	ANALYZER PH PORTABLE LAGOON CALIBRATION (3M) 6212	CLOSE	6/1/25 12:00 AM	6/12/25 08:10 AM	6/12/25 08:10 AM	-See shared drive for cal slip
4578430	0000076767	ANALYZER DO PORTABLE LAGOON	6212, New Liskeard Lagoon, Facility	PM	Inspection	1	YEARS	ANALYZER DO LAGOON CALIB / VERIF. (1Y) 6212	CLOSE	6/1/25 12:00 AM	6/12/25 07:45 AM	6/12/25 07:45 AM	-see shared drive for cal slip
4578536	0000293311	RECORDER DATA LOGGER NIVEN SPS	6212, New Liskeard Lagoon Niven SPS	PM	Calibration	1	YEARS	DATALOGGER NIVEN SPS CALIB / VERIF. (1Y) 6212	CLOSE	6/1/25 12:00 AM	6/12/25 12:11 PM	6/12/25 12:11 PM	-see shared drive for cal slip

Workorder Summary Report

 Report Start Date: Jan 1, 2025 12:00 AM
 Report End Date: Dec 31, 2025 11:59 PM
 Location: 6212*
 Work Order Type: CALL,CAP,CORR,EMER,OPER,PM
 Work Order Class:

				WorkOrder		PM Schedule		Workorder Details					
WO #	Asset ID	Asset Description	Location Description	Type	Class	FEQ	Units	Work Order Description	Status	Schedule Start	Actual Start	Actual Finsh	WorkLog Detail
4578538	0000293313	RECORDER DATA LOGGER MONTGMERY SPS	6212, New Liskeard Lagoon Montgomery SPS	PM	Calibration	1	YEARS	DATALOGGER MONTG. SPS CALIBRATION (1Y) 6212	CLOSE	6/1/25 12:00 AM	6/12/25 09:46 AM	6/12/25 09:46 AM	-see shared drive for cal slip
4578540	0000293314	RECORDER DATA LOGGER WHITEWOOD SPS	6212, New Liskeard Lagoon Whitewood SPS	PM	Calibration	1	YEARS	DATALOGGER WWSPS CALIBRATION (1Y) 6212	CLOSE	6/1/25 12:00 AM	6/6/25 01:09 PM	6/6/25 01:09 PM	-see shared drive for cal slip
4578548	0000293317	RECORDER DATA LOGGER CEDAR ST SPS	6212, New Liskeard Lagoon Cedar SPS	PM	Calibration	1	YEARS	DATALOGGER CEDAR SPS CALIBRATION (1Y) 6211	CLOSE	6/1/25 12:00 AM	6/3/25 03:25 PM	6/3/25 03:25 PM	-see shared drive for cal slip
4578550	0000293316	RECORDER DATA LOGGER GOODMAN SPS	6212, New Liskeard Lagoon Goodman SPS	PM	Calibration	1	YEARS	DATALOGGER GOODMAN SPS CALIBRATION (1Y) 6211	CLOSE	6/1/25 12:00 AM	6/13/25 01:02 PM	6/13/25 01:02 PM	-See shared drive for cal slip
4578624	0000293320	METER FLOW RAW GRAY SPS	6212, New Liskeard Lagoon Gray SPS	PM	Calibration	1	YEARS	Meter Flow Gray SPS Calibration (1y) 6212	CLOSE	6/1/25 12:00 AM	6/17/25 03:06 PM	6/17/25 03:06 PM	- This is a restricted space therefore we took safety precautions by following our confined space rescue procedure. See shared drive for cal slip
4578663	0000293318	TRANSMITTER LEVEL WET WELL 01 GRAY SPS	6212, New Liskeard Lagoon Gray SPS	PM	Inspection	1	YEARS	L.I.T. WET WELL 01 CALIBRATION/VERIF. (1Y) 6212	CLOSE	6/1/25 12:00 AM	6/17/25 02:47 PM	6/17/25 02:47 PM	-Please see shared drive for cal slip L.I.T. WET WELL 01 CALIBRATION/VERIF. (1Y) 6212 - Verified level transmitter by measuring the top of the liquid to the top of the transducer head.
4578666	0000293319	TRANSMITTER LEVEL WET WELL 02 GRAY SPS	6212, New Liskeard Lagoon Gray SPS	PM	Inspection	1	YEARS	L.I.T. WET WELL 02 CALIBRATION/VERIF. (1Y) 6212	CLOSE	6/1/25 12:00 AM	6/17/25 02:49 PM	6/17/25 02:49 PM	-see shared drive for cal slip L.I.T. WET WELL 02 CALIBRATION/VERIF. (1Y) 6212 - Verified the level transmitter by measuring the top of the liquid to the top of the grating.
4580072	0000293613	METER FLOW EFFLUENT LAGOON	6212, New Liskeard Lagoon	PM	Calibration	1	YEARS	Meter Flow Effluent Liskeard Lagoon Calibration (1y) 6212	CLOSE	6/1/25 12:00 AM	6/12/25 07:43 AM	6/12/25 07:43 AM	-see shared drive for cal slip
4580109	0000293615	RECORDER DATA LOGGER GRAY RD SPS	6212, New Liskeard Lagoon Gray SPS	PM	Calibration	1	YEARS	RECORDER DATALOGGER GRAY RD SPS (1Y) 6212	CLOSE	6/1/25 12:00 AM	6/12/25 10:50 AM	6/12/25 10:50 AM	-See shared drive for cal slip

Workorder Summary Report

 Report Start Date: Jan 1, 2025 12:00 AM
 Report End Date: Dec 31, 2025 11:59 PM
 Location: 6212*
 Work Order Type: CALL,CAP,CORR,EMER,OPER,PM
 Work Order Class:

				WorkOrder		PM Schedule		Workorder Details					
WO #	Asset ID	Asset Description	Location Description	Type	Class	FEQ	Units	Work Order Description	Status	Schedule Start	Actual Start	Actual Finsh	WorkLog Detail
4581164	0000293327	METER LEVEL WET WELL ELM ST SPS	6212, New Liskeard Lagoon Elm SPS	PM	Calibration	1	YEARS	METER LEVEL WET WELL ELM ST SPS 6212	CLOSE	6/1/25 12:00 AM	6/2/25 11:45 AM	6/2/25 11:45 AM	-See shared drive for cal slip
4581166	0000293326	RECORDER DATA LOGGER ELM ST SPS	6212, New Liskeard Lagoon Elm SPS	PM	Refurbish/ Replace/Repair	1	YEARS	Recorder Datalogger Elm St SPS Verification/Calibration (1Y) 6212	CLOSE	6/1/25 12:00 AM	6/3/25 03:19 PM	6/3/25 03:19 PM	-see shared drive for cal slip
4581243	0000277393	GENERATOR	6212, New Liskeard Lagoon Gray SPS	PM	Refurbish/ Replace/Repair	1	MONTHS	Diesel Generator Inspection/ Functional Test Gray SPS (1m) 6212	CLOSE	6/1/25 12:00 AM	6/6/25 03:30 PM	6/6/25 03:30 PM	Diesel Generator Inspection/ Functional Test Gray SPS (1m) 6212 - Completed genset test: checked oil, coolant, block heater and fuel. ok no faults displayed recorded running values on sheet
4581330	0000293360	TRANSMITTER PRESSURE DISCHARGE	6212, New Liskeard Lagoon Gray SPS	PM	Calibration	1	YEARS	Transmitter Pressure Discharge Gray Rd Calibration (1Y) 6212	CLOSE	6/1/25 12:00 AM	6/18/25 08:17 AM	6/18/25 08:17 AM	- This PM cannot be achieved based on the confined space rescue requirements. The transmitter is located between large pipes in the confined space therefore it would require an onsite trained rescue team to retrieve the worker in the event that a rescue was required. OCWA does not have a rescue team. PM is being closed.
4594698			6212, New Liskeard Lagoon	PM	Compliance	1	MONTHS	New Liskeard lagoon Monthly Manual DO test 6212 (1m)	CLOSE	6/1/25 12:00 AM	6/9/25 05:37 AM	6/9/25 05:37 AM	New Liskeard lagoon Monthly Manual DO test 6212 (1m) - Completed monthly DO testing of D1, D, A1;A2 Recorded DO and temp on round sheet
4603152	0000076675	ENGINE DIESEL GOODMAN SPS	6212, New Liskeard Lagoon Goodman SPS	PM	Refurbish/ Replace/Repair	1	MONTHS	Diesel Generator Inspection/ Functional Test Goodman SPS (1m) 6212	CLOSE	6/1/25 12:00 AM	6/20/25 07:52 AM	6/20/25 07:52 AM	Diesel Generator Inspection/ Functional Test Goodman SPS (1m) 6212 - Completed genset test: checked oil, coolant, block heater and fuel. ok no faults displayed recorded running values on sheet

Workorder Summary Report

Report Start Date: Jan 1, 2025 12:00 AM
 Report End Date: Dec 31, 2025 11:59 PM
 Location: 6212*
 Work Order Type: CALL,CAP,CORR,EMER,OPER,PM
 Work Order Class:

				WorkOrder		PM Schedule		Workorder Details					
WO #	Asset ID	Asset Description	Location Description	Type	Class	FEQ	Units	Work Order Description	Status	Schedule Start	Actual Start	Actual Finsh	WorkLog Detail
4603168	0000115903	ENGINE DIESEL LAGOON	6212, New Liskeard Lagoon, Process	PM	Refurbish/ Replace/Repair	1	MONTHS	Diesel Generator Inspection/ Functional Test NL Lagoon (1m) 6212	CLOSE	6/1/25 12:00 AM	6/6/25 03:32 PM	6/6/25 03:32 PM	Diesel Generator Inspection/ Functional Test NL Lagoon (1m) 6212 - Completed genset test: checked oil, coolant, block heater and fuel. ok no faults displayed recorded runnings values on sheet
4603184	0000115923	ENGINE DIESEL MONTGOMERY SPS	6212, New Liskeard Lagoon Montgomery SPS	PM	Refurbish/ Replace/Repair	1	MONTHS	Diesel Generator Inspection/ Functional Test Montgomery SPS (1m) 6212	CLOSE	6/1/25 12:00 AM	6/6/25 03:35 PM	6/6/25 03:35 PM	Diesel Generator Inspection/ Functional Test Montgomery SPS (1m) 6212 - Completed genset test: checked fuel, coolant, block heater and oil. ok no faults displayed recorded running values on sheet
4603200	0000115516	ENGINE DIESEL NIVEN SPS	6212, New Liskeard Lagoon Niven SPS	PM	Refurbish/ Replace/Repair	1	MONTHS	Diesel Generator Inspection/ Functional Test Niven SPS (1m) 6212	CLOSE	6/1/25 12:00 AM	6/20/25 08:04 AM	6/20/25 08:04 AM	Diesel Generator Inspection/ Functional Test Niven SPS (1m) 6212 - Completed genset test : checked oil, coolant, block heater and fuel. ok no faults displayed recorded running values on sheet.
4603216	0000115397	ENGINE DIESEL WHITEWOOD SPS	6212, New Liskeard Lagoon Whitewood SPS	PM	Refurbish/ Replace/Repair	1	MONTHS	Diesel Generator Inspection/ Functional Test Whitewood SPS(1m) 6212	CLOSE	6/1/25 12:00 AM	6/20/25 08:03 AM	6/20/25 08:03 AM	Diesel Generator Inspection/ Functional Test Whitewood SPS(1m) 6212 - Completed genset test: checked oil, coolant, block heater and fuel. ok no faults displayed recorded running values on sheet

Workorder Summary Report

Report Start Date: Jan 1, 2025 12:00 AM
 Report End Date: Dec 31, 2025 11:59 PM
 Location: 6212*
 Work Order Type: CALL,CAP,CORR,EMER,OPER,PM
 Work Order Class:

				WorkOrder		PM Schedule		Workorder Details					
WO #	Asset ID	Asset Description	Location Description	Type	Class	FEQ	Units	Work Order Description	Status	Schedule Start	Actual Start	Actual Finsh	WorkLog Detail
4603232			6212, New Liskeard Lagoon, Process	PM	HEALTH AND SAFETY	1	MONTHS	Health And Safety Inspection (1m) 6212	CLOSE	6/1/25 12:00 AM	6/20/25 08:33 AM	6/20/25 08:33 AM	Health And Safety Inspection (1m) 6212 - Checked fire extinguishers. OK Checked first aid kits. OK Checked spill containment kits. OK Checked emergency lighting during power outage. OK Checked eye wash stations. OK
4603941			6212, New Liskeard Lagoon Goodman SPS	CALL	Refurbish/ Replace/Repair	0		call in - goodman sps generator fault on power fail	CLOSE		6/2/25 07:35 AM	6/2/25 07:39 AM	call in - goodman sps generator fault - 19:32 Critical at goodman sps 19:33 remote login, generator failure alarm 19:40 driving to site 19:46 arrive at site 19:47 generator fault, low coolant temperature alarm 19:52 ran generator for a few minutes and alarm cleared due to coolant heating up(set point for alarm is 70deg) 19:56 visual inspection found no issues, block heater is warm to touch at best. 19:58 advised over group chat by Bryce to disable alarm on dialer for the weekend, city to inspect Monday. 20:03 review data logger to ensure no loss of data. 20:05 leaving site

Workorder Summary Report

Report Start Date: Jan 1, 2025 12:00 AM
 Report End Date: Dec 31, 2025 11:59 PM
 Location: 6212*
 Work Order Type: CALL,CAP,CORR,EMER,OPER,PM
 Work Order Class:

				WorkOrder		PM Schedule		Workorder Details					
WO #	Asset ID	Asset Description	Location Description	Type	Class	FEQ	Units	Work Order Description	Status	Schedule Start	Actual Start	Actual Finsh	WorkLog Detail
4603948			6212, New Liskeard Lagoon Elm SPS	CALL	Refurbish/ Replace/Repair	0		call in - elm and gray sps - loss of comm	CLOSE		6/2/25 07:46 AM	6/2/25 07:48 AM	call in - elm and gray sps - loss of comm - 0128 critical alarm gray and elm sps now normal 0132 remote login, confirmed loss of communication which has since been restored. 0138 driving to site 0143 arrived at elm sps, all appears normal, no breakers tripped 0147 heading to gray sps 0151 arrive to site, review data logger to ensure no loss of data, all is operating as it should 0153 changed level set point to ensure proper operation of pumps, all good 0155 leaving site
4604257			6212, New Liskeard Lagoon Elm SPS	PM	Predictive Maintenance	0		Wet Well Inspection NL Elm SPS 6212	CLOSE		6/3/25 08:45 AM	6/3/25 08:45 AM	-Performed well inspection and no issues were found. Ladder and grating was not damaged either.

Workorder Summary Report

Report Start Date: Jan 1, 2025 12:00 AM
 Report End Date: Dec 31, 2025 11:59 PM
 Location: 6212*
 Work Order Type: CALL,CAP,CORR,EMER,OPER,PM
 Work Order Class:

				WorkOrder		PM Schedule		Workorder Details					
WO #	Asset ID	Asset Description	Location Description	Type	Class	FEQ	Units	Work Order Description	Status	Schedule Start	Actual Start	Actual Finsh	WorkLog Detail
4604978			6212, New Liskeard Lagoon Cedar SPS	CALL	Inspection	0		Cedar SPS Loss of Comm	CLOSE		6/6/25 08:12 PM	6/6/25 09:00 PM	Cedar SPS Loss of Echo - Received Major alarm at Cedar SPS. Alarms were a Loss of Echo and a High level alarm. Got on to Scada and reviewed Cedar trends. @ 20:05 the wet well level trend began to flatline for 15mins at 1.95m which was a cause from the level transducer failing. Then the trend level went to 2.28m @20:23 causing both pumps to start automatically. Drove to Cedar SPS and inspected inside the well for any visible issues. Did not look like there was any debris in the way of the transducer. Reviewed the data logger on site and the wet well level began to drop to 0.59m @20:41. Tested both pumps on hand to make sure they are pumping, and then set them back to auto. Trends are showing and no issues with comms. Will continue to monitor.

Workorder Summary Report

 Report Start Date: Jan 1, 2025 12:00 AM
 Report End Date: Dec 31, 2025 11:59 PM
 Location: 6212*
 Work Order Type: CALL,CAP,CORR,EMER,OPER,PM
 Work Order Class:

				WorkOrder		PM Schedule		Workorder Details					
WO #	Asset ID	Asset Description	Location Description	Type	Class	FEQ	Units	Work Order Description	Status	Schedule Start	Actual Start	Actual Finsh	WorkLog Detail
4605973			6212, New Liskeard Lagoon Cedar SPS	CAP	Refurbish/ Replace/Repair	0		Replace Faulty Well Transducer at Cedar SPS 6212	CLOSE		6/13/25 03:06 PM	6/13/25 03:06 PM	<p>- Performed confined space with Chris Barkhouse which included permit and tailgate meeting paperwork.</p> <p>Cleaned the grease and grime inside the wet well and replaced the faulty transducer head. Tested floats and discovered that one float was not connected and the other was faulty. Wired up the spare and labelled the other as faulty but left it there in case we need to use its cable to pull another cable through the ground conduit.</p> <p>Replace Faulty Well Transducer at Cedar SPS 6212 -Assisted Andrew with confined space at Cedar SPS in order to troubleshoot LIT that failed the previous night. I monitored the air quality while Andrew went into the wetwell. He determined the issue was liquid in the junction box due to high level causing a short. He replaced the gasket and duct seal. I tested conductivity of line from junction box to the controller and had ohms. Disconnected the temporary LIT and wired back the previous LIT and it started to measure and no error code on the controller display. Wetwell pumps initiated start and stop. Completed housekeeping of site.</p>

Workorder Summary Report

 Report Start Date: Jan 1, 2025 12:00 AM
 Report End Date: Dec 31, 2025 11:59 PM
 Location: 6212*
 Work Order Type: CALL,CAP,CORR,EMER,OPER,PM
 Work Order Class:

				WorkOrder		PM Schedule		Workorder Details					
WO #	Asset ID	Asset Description	Location Description	Type	Class	FEQ	Units	Work Order Description	Status	Schedule Start	Actual Start	Actual Finsh	WorkLog Detail
													Replace Faulty Well Transducer at Cedar SPS 6212 - Confined space entry into cedar sps to troubleshoot LIT not functioning properly. Found water inside the junction box causing a short. Cleaned inside and outside the junction box. Cleaned up and stripped back the wiring. Cleaned the connectors and grommets. Performed a continuity check for the cable from the transmitter enclosure to the junction box, all good. Performed a test of the existing transducer and verified operation of the pumps via set points. Increased the wire length inside the junction box so that the connection point is in the upper portion of the box. Added a gasket to the box cover as there was not one. Used duct seal on the connector gland openings. Used duct seal and electrical tape on the mar connectors to seal up the connection. Returned everything to normal operation and performed housekeeping tasks on equipment, hand tools, and ppe.
4606926			6212, New Liskeard Lagoon Niven SPS	CALL	Refurbish/ Replace/Repair	0		Niven Loss of Comm 6212	CLOSE		6/15/25 10:29 AM	6/15/25 10:34 AM	- Called for a critical alarm, reset radio to restore comms
4607758			6212, New Liskeard Lagoon Whitewood SPS	CAP	Refurbish/ Replace/Repair	0		Whitewood Power Supply 6212	CLOSE		7/9/25 12:07 PM	7/9/25 12:07 PM	

Workorder Summary Report

 Report Start Date: Jan 1, 2025 12:00 AM
 Report End Date: Dec 31, 2025 11:59 PM
 Location: 6212*
 Work Order Type: CALL,CAP,CORR,EMER,OPER,PM
 Work Order Class:

				WorkOrder		PM Schedule		Workorder Details					
WO #	Asset ID	Asset Description	Location Description	Type	Class	FEQ	Units	Work Order Description	Status	Schedule Start	Actual Start	Actual Finsh	WorkLog Detail
4607852			6212, New Liskeard Lagoon Whitewood SPS	EMER	Refurbish/ Replace/Repair	0		Number Two Sewage Pump Failure Whitewood PS 6212	CLOSE		8/15/25 05:55 AM	8/15/25 05:55 AM	- Operator noticed pump was not working on SCADA. Arrived to find pump not on but power to the soft start was not there and pump was off. Traced it to a failed 24V dc power supply. Looked around trying to find one but could not. One will have to be ordered. Buttoned everything up and left pump off for now.
4608633			6212, New Liskeard Lagoon Niven SPS	CALL	Inspection	0		Called In- Pump 3 Fault and Lockout at Niven SPS, 6212	CLOSE		6/22/25 08:15 AM	6/22/25 08:45 PM	Called In- Pump 3 Fault and Lockout at Niven SPS, 6212 -Called in at Niven SPS. Logged in remotely and pump 3 was lockout. Drove to site and the alarm on the VFD was overcurrent. I reset the VFD and SCADA but would fault immediately when I tried in manual. I tried the disconnect and left the VFD off for 10 min and turned it back on but would fault again when I tried to run it in manual. I took wetwell pump 3 out of service till it could be assessed.

Workorder Summary Report

Report Start Date: Jan 1, 2025 12:00 AM
 Report End Date: Dec 31, 2025 11:59 PM
 Location: 6212*
 Work Order Type: CALL,CAP,CORR,EMER,OPER,PM
 Work Order Class:

				WorkOrder		PM Schedule		Workorder Details					
WO #	Asset ID	Asset Description	Location Description	Type	Class	FEQ	Units	Work Order Description	Status	Schedule Start	Actual Start	Actual Finsh	WorkLog Detail
4608330			6212, New Liskeard Lagoon Niven SPS	CAP	Refurbish/ Replace/Repair	0		Test and Pull Number 3 Pump at Niven SPS 6212	CLOSE		7/16/25 10:55 AM	7/16/25 10:55 AM	Test and Pull Number 3 Pump at Niven SPS 6212 -Assisted Bryce and Chris hoist pump 3 out of wetwell in order inspect due to overcurrent fault causing the pump to fail at startup. No debris lodged in the impellor and the impellor moved freely. Chris meggered the pump and no issues with the motor. Suspected the variable frequency drive was the issue and was confirmed by Andry - the electrician. -Inspect no pump operation. Pull pump from pit and check impeller. Work with electrician to troubleshoot bad VFD drive. Set pump back down on floor and close hatch. Reinstall pump -Reinstalled pump 3 into wet well with Andrew to have it ready to for operation once electrical issue has been dealt with.

Workorder Summary Report

Report Start Date: Jan 1, 2025 12:00 AM

Report End Date: Dec 31, 2025 11:59 PM

Location: 6212*

Work Order Type: CALL,CAP,CORR,EMER,OPER,PM

Work Order Class:

				WorkOrder		PM Schedule		Workorder Details					
WO #	Asset ID	Asset Description	Location Description	Type	Class	FEQ	Units	Work Order Description	Status	Schedule Start	Actual Start	Actual Finsh	WorkLog Detail
4608724			6212, New Liskeard Lagoon Cedar SPS	CALL	Refurbish/ Replace/Repair	0		loss of echo due to heavy rain fall 6212	CLOSE		6/23/25 09:00 PM	6/23/25 09:45 PM	-Got called for major alarm at cedar sps for wet well level loss of echo at 2044. Due to heavy rain Got to site, level was was 2.41 m Checked data logger and it peaked at 2.57 m Stayed on site to observe, both pumps were keeping up to the rain, i will keep on observing for another 10 -15 minutes. Level now at 2.19m and holding steady Will continue to monitor remotely
4609145			6212, New Liskeard Lagoon Whitewood SPS	CAP	Refurbish/ Replace/Repair	0		Replace All Peristaltic Pump Hose on All Sewer Samplers 6212	CLOSE		7/29/25 02:01 PM	7/29/25 02:01 PM	
4619494	0000277393	GENERATOR	6212, New Liskeard Lagoon Gray SPS	PM	Refurbish/ Replace/Repair	1	YEARS	Diesel Generator Inspection/ Functional Test Gray SPS (1y) 6212	CLOSE	7/1/25 12:00 AM	7/17/25 09:45 AM	7/17/25 09:45 AM	
4619506	0000076675	ENGINE DIESEL GOODMAN SPS	6212, New Liskeard Lagoon Goodman SPS	PM	Refurbish/ Replace/Repair	1	MONTHS	Diesel Generator Inspection/ Functional Test Goodman SPS (1m) 6212	CLOSE	7/1/25 12:00 AM	7/2/25 03:18 PM	7/2/25 03:18 PM	Diesel Generator Inspection/ Functional Test Goodman SPS (1m) 6212 - Performed visual inspection of generator Ran Generator for approximately an hour. Filled out generator maintenance check sheet.
4619522	0000076675	ENGINE DIESEL GOODMAN SPS	6212, New Liskeard Lagoon Goodman SPS	PM	Refurbish/ Replace/Repair	1	YEARS	Diesel Generator Inspection/ Functional Test Goodman SPS (1y) 6212	CLOSE	7/1/25 12:00 AM	7/17/25 09:46 AM	7/17/25 09:46 AM	

Workorder Summary Report

Report Start Date: Jan 1, 2025 12:00 AM

Report End Date: Dec 31, 2025 11:59 PM

Location: 6212*

Work Order Type: CALL,CAP,CORR,EMER,OPER,PM

Work Order Class:

				WorkOrder		PM Schedule		Workorder Details					
WO #	Asset ID	Asset Description	Location Description	Type	Class	FEQ	Units	Work Order Description	Status	Schedule Start	Actual Start	Actual Finsh	WorkLog Detail
4619534	0000115903	ENGINE DIESEL LAGOON	6212, New Liskeard Lagoon, Process	PM	Refurbish/ Replace/Repair	1	MONTHS	Diesel Generator Inspection/ Functional Test NL Lagoon (1m) 6212	CLOSE	7/1/25 12:00 AM	7/2/25 03:18 PM	7/2/25 03:18 PM	Diesel Generator Inspection/ Functional Test NL Lagoon (1m) 6212 - Performed visual inspection of generator Ran Generator for approximately an hour. Filled out generator maintenance check sheet.
4619550	0000115903	ENGINE DIESEL LAGOON	6212, New Liskeard Lagoon, Process	PM	Refurbish/ Replace/Repair	1	YEARS	Diesel Generator Inspection/ Functional Test NL Lagoon (1y) 6212	CLOSE	7/1/25 12:00 AM	7/17/25 09:46 AM	7/17/25 09:46 AM	Completed By Contractor -
4619562	0000115923	ENGINE DIESEL MONTGOMERY SPS	6212, New Liskeard Lagoon Montgomery SPS	PM	Refurbish/ Replace/Repair	1	MONTHS	Diesel Generator Inspection/ Functional Test Montgomery SPS (1m) 6212	CLOSE	7/1/25 12:00 AM	7/2/25 03:22 PM	7/2/25 03:22 PM	Diesel Generator Inspection/ Functional Test Montgomery SPS (1m) 6212 - Performed visual inspection of generator Ran Generator for approximately an hour. Filled out generator maintenance check sheet.
4619578	0000115923	ENGINE DIESEL MONTGOMERY SPS	6212, New Liskeard Lagoon Montgomery SPS	PM	Refurbish/ Replace/Repair	1	YEARS	Diesel Generator Inspection/ Functional Test Montgomery SPS (1y) 6212	CLOSE	7/1/25 12:00 AM	7/17/25 09:47 AM	7/17/25 09:47 AM	Completed By Contractor -
4619590	0000115516	ENGINE DIESEL NIVEN SPS	6212, New Liskeard Lagoon Niven SPS	PM	Refurbish/ Replace/Repair	1	MONTHS	Diesel Generator Inspection/ Functional Test Niven SPS (1m) 6212	CLOSE	7/1/25 12:00 AM	7/2/25 03:27 PM	7/2/25 03:27 PM	Diesel Generator Inspection/ Functional Test Niven SPS (1m) 6212 - Performed visual inspection of generator Ran Generator for approximately an hour. Filled out generator maintenance check sheet.
4619606	0000115516	ENGINE DIESEL NIVEN SPS	6212, New Liskeard Lagoon Niven SPS	PM	Refurbish/ Replace/Repair	1	YEARS	Diesel Generator Inspection/ Functional Test Niven SPS (1y) 6212	CLOSE	7/1/25 12:00 AM	7/17/25 09:52 AM	7/17/25 09:52 AM	Completed By Contractor -

Workorder Summary Report

 Report Start Date: Jan 1, 2025 12:00 AM
 Report End Date: Dec 31, 2025 11:59 PM
 Location: 6212*
 Work Order Type: CALL,CAP,CORR,EMER,OPER,PM
 Work Order Class:

				WorkOrder		PM Schedule		Workorder Details					
WO #	Asset ID	Asset Description	Location Description	Type	Class	FEQ	Units	Work Order Description	Status	Schedule Start	Actual Start	Actual Finsh	WorkLog Detail
4619618	0000115397	ENGINE DIESEL WHITEWOOD SPS	6212, New Liskeard Lagoon Whitewood SPS	PM	Refurbish/ Replace/Repair	1	MONTHS	Diesel Generator Inspection/ Functional Test Whitewood SPS(1m) 6212	CLOSE	7/1/25 12:00 AM	7/2/25 03:28 PM	7/2/25 03:28 PM	Diesel Generator Inspection/ Functional Test Whitewood SPS(1m) 6212 - Performed visual inspection of generator Ran Generator for approximately an hour. Filled out generator maintenance check sheet.
4619634	0000115397	ENGINE DIESEL WHITEWOOD SPS	6212, New Liskeard Lagoon Whitewood SPS	PM	Refurbish/ Replace/Repair	1	YEARS	Diesel Generator Inspection/ Functional Test Whitewood SPS (1y) 6212	CLOSE	7/1/25 12:00 AM	7/17/25 09:53 AM	7/17/25 09:53 AM	Completed By Contractor -
4619646			6212, New Liskeard Lagoon, Process	PM	HEALTH AND SAFETY	1	MONTHS	Health And Safety Inspection (1m) 6212	CLOSE	7/1/25 12:00 AM	7/4/25 12:55 PM	7/4/25 12:55 PM	Health And Safety Inspection (1m) 6212 -Performed safety inspection of all wastewater facilities.
4621818			6212, New Liskeard Lagoon	PM	Inspection	1	MONTHS	Building and Grounds Maintenance (1m) 6212	CLOSE	7/1/25 12:00 AM	7/25/25 03:59 PM	7/25/25 03:59 PM	Cut Grass -Cut grass at Whitewood SPS and Gray Rd SPS Clean garbage, floors and trimmed bushes -Building and Grounds checks; Cleaned floors and cleaned out garages out of all SPS facilities. Trimmed brush around Niven
4624580	0000115400	PUMP DIAPHRAGM SODIUM HYPOCHLORITE BYPASS WHITEWOOD SPS	6212, New Liskeard Lagoon Whitewood SPS	PM	Refurbish/ Replace/Repair	1	MONTHS	Pump Diaphragm Sodium Hypo Bypass Inspection (1m) 6212	CLOSE	7/1/25 12:00 AM	7/3/25 02:01 PM	7/3/25 02:01 PM	Pump Diaphragm Sodium Hypo Bypass Inspection (1m) 6212 -Performed operational test and draw down test on pump.

Workorder Summary Report

 Report Start Date: Jan 1, 2025 12:00 AM
 Report End Date: Dec 31, 2025 11:59 PM
 Location: 6212*
 Work Order Type: CALL,CAP,CORR,EMER,OPER,PM
 Work Order Class:

				WorkOrder		PM Schedule		Workorder Details					
WO #	Asset ID	Asset Description	Location Description	Type	Class	FEQ	Units	Work Order Description	Status	Schedule Start	Actual Start	Actual Finsh	WorkLog Detail
4624583	0000293671	PUMP DIAPHRAGM 01 FERRIC SULFATE	6212, New Liskeard Lagoon	PM	Refurbish/ Replace/Repair	1	MONTHS	Pump Diaphragm 01 Ferric Sulfate Inspection (1m) 6212	CLOSE	7/1/25 12:00 AM	7/10/25 02:22 PM	7/10/25 02:22 PM	Pump Diaphragm 01 Ferric Sulfate Inspection (1m) 6212 - Changed diaphragm on pump 1 as well as valves. Performed drawn down tests for pumps 1 and 2. Pump 1 set at 27 l/hr vs drawdown of 32.5 l/ hr Pump 2 set at 27 l/hr vs drawdown of 28.8 l/ hr
4624586	0000115522	PUMP DIAPHRAGM 01 SODIUM HYPOCHLORITE BYPASS NIVEN SPS	6212, New Liskeard Lagoon Niven SPS	PM	Refurbish/ Replace/Repair	1	MONTHS	Pump Diaphragm 01 Sodium Hypo Bypass Inspection (1m) 6212	CLOSE	7/1/25 12:00 AM	7/3/25 02:10 PM	7/3/25 02:10 PM	Pump Diaphragm 01 Sodium Hypo Bypass Inspection (1m) 6212 -Performed operational and draw down test on pump
4624589	0000115523	PUMP DIAPHRAGM 02 SODIUM HYPOCHLORITE BYPASS NIVEN SPS	6212, New Liskeard Lagoon Niven SPS	PM	Refurbish/ Replace/Repair	1	MONTHS	Pump Diaphragm 02 Sodium Hypo Bypass Inspection (1m) 6212	CLOSE	7/1/25 12:00 AM	7/3/25 02:23 PM	7/3/25 02:23 PM	Pump Diaphragm 02 Sodium Hypo Bypass Inspection (1m) 6212 -Performed operational and draw down test of pump
4643689	0000277393	GENERATOR	6212, New Liskeard Lagoon Gray SPS	PM	Refurbish/ Replace/Repair	1	MONTHS	Diesel Generator Inspection/ Functional Test Gray SPS (1m) 6212	CLOSE	7/2/25 12:00 AM	7/2/25 03:33 PM	7/2/25 03:33 PM	Diesel Generator Inspection/ Functional Test Gray SPS (1m) 6212 - Performed visual inspection of generator Ran Generator for approximately an hour. Filled out generator maintenance check sheet.
4658035			6212, New Liskeard Lagoon	PM	Compliance	1	MONTHS	New Liskeard lagoon Monthly Manual DO test 6212 (1m)	CLOSE	7/4/25 12:00 AM	7/10/25 02:19 PM	7/10/25 02:19 PM	New Liskeard lagoon Monthly Manual DO test 6212 (1m) -Performed monthly DO and temperature measurements and recorded the findings on the rounds sheet.

Workorder Summary Report

 Report Start Date: Jan 1, 2025 12:00 AM
 Report End Date: Dec 31, 2025 11:59 PM
 Location: 6212*
 Work Order Type: CALL,CAP,CORR,EMER,OPER,PM
 Work Order Class:

				WorkOrder		PM Schedule		Workorder Details					
WO #	Asset ID	Asset Description	Location Description	Type	Class	FEQ	Units	Work Order Description	Status	Schedule Start	Actual Start	Actual Finsh	WorkLog Detail
4659533			6212, New Liskeard Lagoon, Facility	CALL	Refurbish/ Replace/Repair	0		Loss of comm at NL Lagoon 6212	CLOSE		7/4/25 07:45 AM	7/4/25 07:51 AM	Loss of comm at NL Lagoon 6212 - Got a call at 0332 for a critical alarm at the lagoon. Logged in remotely and confirmed a loss of comm. Drove to site but communication had restored before arrival. Reviewed data logger to confirm no loss of data. Logged in remotely again before leaving and the communication was lost again. Waited about 10 minutes and communication had come back again. Looking at the alarm history, the communication had been in and out all night. Got called again at 0527 for a critical alarm at the lagoon. Waited to see if it would restore on its own again before driving to site. It didn't restore after 10 minutes of the first call. Drove to site, unplugged radio for a couple of minutes, plugged back in and communication restored within a couple of minutes. Reviewed data logger and no loss of trends. Stayed on site for another 10 minutes to see if the communication was going to get lost again. Communication stayed restored

Workorder Summary Report

 Report Start Date: Jan 1, 2025 12:00 AM
 Report End Date: Dec 31, 2025 11:59 PM
 Location: 6212*
 Work Order Type: CALL,CAP,CORR,EMER,OPER,PM
 Work Order Class:

				WorkOrder		PM Schedule		Workorder Details					
WO #	Asset ID	Asset Description	Location Description	Type	Class	FEQ	Units	Work Order Description	Status	Schedule Start	Actual Start	Actual Finsh	WorkLog Detail
4659794			6212, New Liskeard Lagoon	CALL	Refurbish/ Replace/Repair	0		Loss of comm at NL Lagoon 6212	CLOSE		7/6/25 08:48 AM	7/6/25 08:50 AM	Loss of comm at NL Lagoon 6212 - Got a call at 0224 for a critical alarm at the lagoon. Logged in remotely and confirmed a loss of communication. Drove to site, reset the radio multiple times with no success. Tried leaving it unplugged for 10 minutes and still no success. Tried again and while plugging back in I hit the 'reset Dymond radio' button on scada at the same time. The communication came back for a brief minute at 0305 and lost it again. Tried unplugging and plugging back in a couple more times with no success. I left the radio unplugged for the night and will plug back in in a few hours. I disabled the communication alarm for the rest of the night as well Returned back to site, plugged in radio and communication restored at 0755. Alarm has been re-enabled
4660262			6212, New Liskeard Lagoon	CALL	Refurbish/ Replace/Repair	0		Call In for NL Lagoon Loss of Comm 6212 - Reset Radio	CLOSE		7/6/25 09:59 PM	7/6/25 10:58 PM	

Workorder Summary Report

Report Start Date: Jan 1, 2025 12:00 AM
 Report End Date: Dec 31, 2025 11:59 PM
 Location: 6212*
 Work Order Type: CALL,CAP,CORR,EMER,OPER,PM
 Work Order Class:

				WorkOrder		PM Schedule		Workorder Details					
WO #	Asset ID	Asset Description	Location Description	Type	Class	FEQ	Units	Work Order Description	Status	Schedule Start	Actual Start	Actual Finsh	WorkLog Detail
4660963			6212, New Liskeard Lagoon Whitewood SPS	CALL	Refurbish/ Replace/Repair	0		Hydro Outage Pole Replacement Whitewood PS 6212	CLOSE		7/9/25 07:41 AM	7/9/25 07:50 AM	-Called in due to hydro outage caused by truck taking down hydro poles. Had to run station off of genset for 9 hours. Found genset wired backwards causing none of the pumps to work properly and causing pump number two to display a reverse voltage fault on the soft start. Called Andy in to troubleshoot system. Reversed pumps one and three to get them to pump properly to control well level. Once power was restored we restored the original wiring of the pumps. Genset will need to be wired properly to restore proper backup operation. Reset all alarms.

Workorder Summary Report

 Report Start Date: Jan 1, 2025 12:00 AM
 Report End Date: Dec 31, 2025 11:59 PM
 Location: 6212*
 Work Order Type: CALL,CAP,CORR,EMER,OPER,PM
 Work Order Class:

				WorkOrder		PM Schedule		Workorder Details					
WO #	Asset ID	Asset Description	Location Description	Type	Class	FEQ	Units	Work Order Description	Status	Schedule Start	Actual Start	Actual Finsh	WorkLog Detail
4662294			6212, New Liskeard Lagoon Cedar SPS	CALL	Refurbish/ Replace/Repair	0		Call In- Cedar SPS High Level and LIT Fault, 6212	CLOSE		7/14/25 04:00 PM	7/14/25 07:00 PM	Call In- Cedar SPS High Level and LIT Fault, 6212 -Checked facilities because it was still in alarm due to loss of echo because of a high level due to a rain event. The data logger indicated the level decreased from the 2.48m but then flatlined at 2.10m. Opened the hatches and level was below the head. Checked the level on the controller and there was a tb: 4" error. Accordinf to Siemens, this often indicates a problem with the transducer connection or a faulty transducer. Called Marc for assistance over the phone but called Chris and he came to assist with a spare head and controller. We swapped out the head and the error disappeared and it started to measure and initiating start and stop of the wetwell pumps. We'll have to monitor.
4662140			6212, New Liskeard Lagoon Cedar SPS	CALL	Refurbish/ Replace/Repair	0		LIT Failure due to Lightning 6212	CLOSE		7/15/25 08:14 AM	8/15/25 05:59 AM	
4662142			6212, New Liskeard Lagoon Cedar SPS	CALL	Refurbish/ Replace/Repair	0		LIT Failure due to Lightning 6212	CLOSE		7/15/25 08:20 AM	8/15/25 05:59 AM	
4662268			6212, New Liskeard Lagoon Cedar SPS	CALL	Refurbish/ Replace/Repair	0		LIT Failure due to Lightning 6212	CLOSE		7/15/25 12:32 PM	7/15/25 12:36 PM	-Called to assist operator in collecting equipment and and installing a temporary LIT transducer due to failure from lightning.

Workorder Summary Report

 Report Start Date: Jan 1, 2025 12:00 AM
 Report End Date: Dec 31, 2025 11:59 PM
 Location: 6212*
 Work Order Type: CALL,CAP,CORR,EMER,OPER,PM
 Work Order Class:

				WorkOrder		PM Schedule		Workorder Details					
WO #	Asset ID	Asset Description	Location Description	Type	Class	FEQ	Units	Work Order Description	Status	Schedule Start	Actual Start	Actual Finsh	WorkLog Detail
4662398			6212, New Liskeard Lagoon Cedar SPS	CAP	Refurbish/ Replace/Repair	0		Repair Failed LIT Cedar Lighting 6212	CLOSE		9/8/25 12:15 PM	9/8/25 12:15 PM	Ordered parts -
4662539			6212, New Liskeard Lagoon Cedar SPS	CALL	Predictive Maintenance	0		Call In - Pump #1 Lockout at Cedar SPS, 6212	CLOSE		7/17/25 12:43 AM	7/17/25 06:30 AM	Call In - Pump #1 Lockout at Cedar SPS, 6212 -
4662540			6212, New Liskeard Lagoon Cedar SPS	CALL	Predictive Maintenance	0		Call In - Cedar SPS due to high rain, 6212	CLOSE		7/17/25 12:43 AM	7/17/25 05:30 AM	Call In - Cedar SPS due to high rain, 6212 -Called in to Cedar SPS due to a high rain. Wetwell level at 2.55m
4664998			6212, New Liskeard Lagoon	CAP	Refurbish/ Replace/Repair	0		Replace Faulty Ferric Pump PM Kits 6212	BUSCOMP		11/24/25 10:38 AM	12/11/25 11:52 AM	
4666609			6212, New Liskeard Lagoon	PM	Inspection	1	MONTHS	Building and Grounds Maintenance (1m) 6212	CLOSE	8/1/25 12:00 AM	8/19/25 01:23 PM	8/19/25 01:23 PM	- cleaned/swept plant weekly no broken windows. took out and garbage and recycling. doors in good working order

Workorder Summary Report

Report Start Date: Jan 1, 2025 12:00 AM
 Report End Date: Dec 31, 2025 11:59 PM
 Location: 6212*
 Work Order Type: CALL,CAP,CORR,EMER,OPER,PM
 Work Order Class:

				WorkOrder		PM Schedule		Workorder Details					
WO #	Asset ID	Asset Description	Location Description	Type	Class	FEQ	Units	Work Order Description	Status	Schedule Start	Actual Start	Actual Finsh	WorkLog Detail
4669246	0000115400	PUMP DIAPHRAGM SODIUM HYPOCHLORITE BYPASS WHITEWOOD SPS	6212, New Liskeard Lagoon Whitewood SPS	PM	Refurbish/ Replace/Repair	1	MONTHS	Pump Diaphragm Sodium Hypo Bypass Inspection (1m) 6212	CLOSE	8/1/25 12:00 AM	8/15/25 03:29 PM	8/15/25 03:29 PM	- Completed hypo pump visually check while running: no unusual noises or heat. Completed drawdown test: approx 365 ml per min
4669249	0000293671	PUMP DIAPHRAGM 01 FERRIC SULFATE	6212, New Liskeard Lagoon	PM	Refurbish/ Replace/Repair	1	MONTHS	Pump Diaphragm 01 Ferric Sulfate Inspection (1m) 6212	CLOSE	8/1/25 12:00 AM	8/15/25 08:03 AM	8/15/25 08:03 AM	-Performed inspect and cleaning of Ferric Pump. Removed inlet pipe and washed out debris. hot flushed lines, No signs or leaks. Pumping normally at 25 L/hr.
4669252	0000115522	PUMP DIAPHRAGM 01 SODIUM HYPOCHLORITE BYPASS NIVEN SPS	6212, New Liskeard Lagoon Niven SPS	PM	Refurbish/ Replace/Repair	1	MONTHS	Pump Diaphragm 01 Sodium Hypo Bypass Inspection (1m) 6212	CLOSE	8/1/25 12:00 AM	8/15/25 03:33 PM	8/15/25 03:33 PM	- no leaks, unusual sounds/ noises completed drawdown.
4669255	0000115523	PUMP DIAPHRAGM 02 SODIUM HYPOCHLORITE BYPASS NIVEN SPS	6212, New Liskeard Lagoon Niven SPS	PM	Refurbish/ Replace/Repair	1	MONTHS	Pump Diaphragm 02 Sodium Hypo Bypass Inspection (1m) 6212	CLOSE	8/1/25 12:00 AM	8/15/25 03:33 PM	8/15/25 03:33 PM	- no leaks, unusual sounds/ noises completed drawdown.
4685467	0000277393	GENERATOR	6212, New Liskeard Lagoon Gray SPS	PM	Refurbish/ Replace/Repair	1	MONTHS	Diesel Generator Inspection/ Functional Test Gray SPS (1m) 6212	CLOSE	8/1/25 12:00 AM	8/1/25 03:15 PM	8/1/25 03:15 PM	- Completed genset test: checked oil, coolant, block heater and fuel no faults displayed recorded running values on sheet

Workorder Summary Report

 Report Start Date: Jan 1, 2025 12:00 AM
 Report End Date: Dec 31, 2025 11:59 PM
 Location: 6212*
 Work Order Type: CALL,CAP,CORR,EMER,OPER,PM
 Work Order Class:

				WorkOrder		PM Schedule		Workorder Details					
WO #	Asset ID	Asset Description	Location Description	Type	Class	FEQ	Units	Work Order Description	Status	Schedule Start	Actual Start	Actual Finsh	WorkLog Detail
4697781			6212, New Liskeard Lagoon	PM	Compliance	1	MONTHS	New Liskeard lagoon Monthly Manual DO test 6212 (1m)	CLOSE	8/1/25 12:00 AM	8/19/25 11:34 AM	8/19/25 11:34 AM	- A1 cell A2 cell D1 D2 Do 9.59 mg/L Do 5.36 mg/ L Do 3.18 mg/L Do 11.32 mg/L temp 21.2 temp 22.2 temp 22.4 temp these results were taken plus 17 and sunny
4706420	0000076675	ENGINE DIESEL GOODMAN SPS	6212, New Liskeard Lagoon Goodman SPS	PM	Refurbish/ Replace/Repair	1	MONTHS	Diesel Generator Inspection/ Functional Test Goodman SPS (1m) 6212	CLOSE	8/2/25 12:00 AM	8/15/25 07:44 AM	8/15/25 07:44 AM	- recorded generator hours, fuel level and oil level. checked block heater. good. ran for 30 minutes recorded generator sheet numbers while in operation. put back in auto recorded generator hours
4706436	0000115903	ENGINE DIESEL LAGOON	6212, New Liskeard Lagoon, Process	PM	Refurbish/ Replace/Repair	1	MONTHS	Diesel Generator Inspection/ Functional Test NL Lagoon (1m) 6212	CLOSE	8/2/25 12:00 AM	8/15/25 07:51 AM	8/15/25 07:51 AM	- was completed on august 1st. work order didnt populate on the first. recorded generator hours, fuel level and oil level. checked block heater. good. ran for 30 minutes recorded generator sheet numbers while in operation. put back in auto recorded generator hours
4706452	0000115923	ENGINE DIESEL MONTGOMERY SPS	6212, New Liskeard Lagoon Montgomery SPS	PM	Refurbish/ Replace/Repair	1	MONTHS	Diesel Generator Inspection/ Functional Test Montgomery SPS (1m) 6212	CLOSE	8/2/25 12:00 AM	8/15/25 03:18 PM	8/15/25 03:18 PM	- recorded generator hours, fuel level and oil level. checked block heater. good. ran for 30 minutes recorded generator sheet numbers while in operation. put back in auto recorded generator hours

Workorder Summary Report

Report Start Date: Jan 1, 2025 12:00 AM
 Report End Date: Dec 31, 2025 11:59 PM
 Location: 6212*
 Work Order Type: CALL,CAP,CORR,EMER,OPER,PM
 Work Order Class:

				WorkOrder		PM Schedule		Workorder Details					
WO #	Asset ID	Asset Description	Location Description	Type	Class	FEQ	Units	Work Order Description	Status	Schedule Start	Actual Start	Actual Finsh	WorkLog Detail
4706468	0000115516	ENGINE DIESEL NIVEN SPS	6212, New Liskeard Lagoon Niven SPS	PM	Refurbish/ Replace/Repair	1	MONTHS	Diesel Generator Inspection/ Functional Test Niven SPS (1m) 6212	CLOSE	8/2/25 12:00 AM	8/15/25 03:20 PM	8/15/25 03:20 PM	- recorded generator hours, fuel level and oil level. checked block heater. good. ran for 30 minutes recorded generator sheet numbers while in operation. put back in auto recorded generator hours
4706484	0000115397	ENGINE DIESEL WHITEWOOD SPS	6212, New Liskeard Lagoon Whitewood SPS	PM	Refurbish/ Replace/Repair	1	MONTHS	Diesel Generator Inspection/ Functional Test Whitewood SPS(1m) 6212	CLOSE	8/2/25 12:00 AM	8/15/25 03:20 PM	8/15/25 03:20 PM	- recorded generator hours, fuel level and oil level. checked block heater. good. ran for 30 minutes recorded generator sheet numbers while in operation. put back in auto recorded generator hours
4706500			6212, New Liskeard Lagoon, Process	PM	HEALTH AND SAFETY	1	MONTHS	Health And Safety Inspection (1m) 6212	CLOSE	8/2/25 12:00 AM	8/15/25 07:48 AM	8/15/25 07:48 AM	- inspected emergency eye wash, ready for use. first aid kit has seal on it. all signage is up to date. emergency lighting in good operation.
4710309			6212, New Liskeard Lagoon Niven SPS	CALL	Predictive Maintenance	0		Call In - Loss of Comm at Niven SPS	CLOSE		8/17/25 09:22 PM	8/17/25 09:34 PM	Call In - Loss of Comm at Niven SPS -Called in for critical alarm at Niven SPS. Logged in remotely and loss of comm. drove to site and power cycled radio. Comm restored. Reviewed data logger onsite and no gaps observed

Workorder Summary Report

 Report Start Date: Jan 1, 2025 12:00 AM
 Report End Date: Dec 31, 2025 11:59 PM
 Location: 6212*
 Work Order Type: CALL,CAP,CORR,EMER,OPER,PM
 Work Order Class:

				WorkOrder		PM Schedule		Workorder Details					
WO #	Asset ID	Asset Description	Location Description	Type	Class	FEQ	Units	Work Order Description	Status	Schedule Start	Actual Start	Actual Finsh	WorkLog Detail
4711278			6212, New Liskeard Lagoon Cedar SPS	CALL	Refurbish/ Replace/Repair	0		heavy rain fall 6212	CLOSE		8/23/25 05:15 PM	8/23/25 05:45 PM	-Drove to site got the mat in place. Reviewed data logger Level when I showed up was 1.34 Started both pumps up. rain started at 17:10 Will continue to monitor Leaving site now 1725 Current level 1.03
4711626			6212, New Liskeard Lagoon	CAP	Refurbish/ Replace/Repair	0		Replace Failed Ferric Flow Meter 6212	CLOSE		10/30/25 02:25 PM	10/30/25 02:25 PM	

Workorder Summary Report

 Report Start Date: Jan 1, 2025 12:00 AM
 Report End Date: Dec 31, 2025 11:59 PM
 Location: 6212*
 Work Order Type: CALL,CAP,CORR,EMER,OPER,PM
 Work Order Class:

				WorkOrder		PM Schedule		Workorder Details					
WO #	Asset ID	Asset Description	Location Description	Type	Class	FEQ	Units	Work Order Description	Status	Schedule Start	Actual Start	Actual Finsh	WorkLog Detail
4711694			6212, New Liskeard Lagoon	CAP	Refurbish/ Replace/Repair	0		NL Lagoon Cell F Discharge 6212	CLOSE		9/16/25 11:57 AM	9/16/25 11:57 AM	NL Lagoon Cell F Discharge 6212 -Started the discharge of Cell F at 1209. Verified the outfall and it is clear. Walked through the bush (location in picture) and the waterway is clear of obstruction. The colour of the water is picking up sediments causing discolouration. Will continue to monitor. See pictures attached NL Lagoon Cell F Discharge 6212 -Checked on Cell F discharge. The level dropped approximately 1". The measurement from the bottom of the manhole to the top of the liquid is approx 50". I checked the outfall and it is still clear and flowing freely NL Lagoon Cell F Discharge Sampling -Measured bottom of Manhole to top of water surface and was reading approximately 53". Inspected Cell F discharge. Looks clear and checked the outfall 200ft, which is flowing freely. Collected and tested Cell F discharge samples. Sept 3, 2025

Workorder Summary Report

 Report Start Date: Jan 1, 2025 12:00 AM
 Report End Date: Dec 31, 2025 11:59 PM
 Location: 6212*
 Work Order Type: CALL,CAP,CORR,EMER,OPER,PM
 Work Order Class:

				WorkOrder		PM Schedule		Workorder Details					
WO #	Asset ID	Asset Description	Location Description	Type	Class	FEQ	Units	Work Order Description	Status	Schedule Start	Actual Start	Actual Finsh	WorkLog Detail
													NL Lagoon Cell F Discharge inspect - Inspected Cell F discharge. Measured bottom of manhole to top of water surface, is approximately 54", dropping 1" since yesterday. Discharge pipe looks clear and outfall is flowing freely. Sept 4, 2025
4713442			6212, New Liskeard Lagoon	PM	Inspection	1	MONTHS	Building and Grounds Maintenance (1m) 6212	CLOSE	9/1/25 12:00 AM	9/12/25 12:53 PM	9/12/25 12:53 PM	Cut Grass -Cut grass at the Whitewood SPS with the zero-turn mower. Building and Grounds Maintenance (1m) 6212 -Building and Grounds checks; swept floors, checked ventilation, exit lights and heaters are working.
4716442	0000115400	PUMP DIAPHRAGM SODIUM HYPOCHLORITE BYPASS WHITEWOOD SPS	6212, New Liskeard Lagoon Whitewood SPS	PM	Refurbish/ Replace/Repair	1	MONTHS	Pump Diaphragm Sodium Hypo Bypass Inspection (1m) 6212	CLOSE	9/1/25 12:00 AM	9/19/25 01:48 PM	9/19/25 01:48 PM	Pump Diaphragm Sodium Hypo Bypass Inspection (1m) 6212 - Asset #0000115400 Completed a drawdown for this hypo pump. It pumps approx. 400mL/min
4716445	0000293671	PUMP DIAPHRAGM 01 FERRIC SULFATE	6212, New Liskeard Lagoon	PM	Refurbish/ Replace/Repair	1	MONTHS	Pump Diaphragm 01 Ferric Sulfate Inspection (1m) 6212	CLOSE	9/1/25 12:00 AM	9/22/25 03:46 PM	9/22/25 03:46 PM	-Flushed with water and performed drawdown @ 180mL/min
4716448	0000115522	PUMP DIAPHRAGM 01 SODIUM HYPOCHLORITE BYPASS NIVEN SPS	6212, New Liskeard Lagoon Niven SPS	PM	Refurbish/ Replace/Repair	1	MONTHS	Pump Diaphragm 01 Sodium Hypo Bypass Inspection (1m) 6212	CLOSE	9/1/25 12:00 AM	9/19/25 01:50 PM	9/19/25 01:50 PM	Pump Diaphragm 01 Sodium Hypo Bypass Inspection (1m) 6212 - Asset #115522 Completed a drawdown on this hypo pump. It pumps approx. 45mL/min

Workorder Summary Report

Report Start Date: Jan 1, 2025 12:00 AM
 Report End Date: Dec 31, 2025 11:59 PM
 Location: 6212*
 Work Order Type: CALL,CAP,CORR,EMER,OPER,PM
 Work Order Class:

				WorkOrder		PM Schedule		Workorder Details					
WO #	Asset ID	Asset Description	Location Description	Type	Class	FEQ	Units	Work Order Description	Status	Schedule Start	Actual Start	Actual Finsh	WorkLog Detail
4716451	0000115523	PUMP DIAPHRAGM 02 SODIUM HYPOCHLORITE BYPASS NIVEN SPS	6212, New Liskeard Lagoon Niven SPS	PM	Refurbish/ Replace/Repair	1	MONTHS	Pump Diaphragm 02 Sodium Hypo Bypass Inspection (1m) 6212	CLOSE	9/1/25 12:00 AM	9/19/25 01:51 PM	9/19/25 01:51 PM	Pump Diaphragm 02 Sodium Hypo Bypass Inspection (1m) 6212 - Asset #0000115523 Attempted to complete a drawdown on this hypo pump. I noticed that the level wasn't going down. I tried adjusting the pump stroke and still no success. I believe it needs a new pm kit. A quote was requested for new pm kits
4728166	0000277317	ANALYZER PH Lagoon Effluent	6212, New Liskeard Lagoon	PM	Inspection	3	MONTHS	ANALYZER PH PORTABLE LAGOON CALIBRATION (3M) 6212	CLOSE	9/1/25 12:00 AM	9/8/25 03:26 PM	9/8/25 03:26 PM	-see shared drive for cal slip
4735519	0000277393	GENERATOR	6212, New Liskeard Lagoon Gray SPS	PM	Refurbish/ Replace/Repair	1	MONTHS	Diesel Generator Inspection/ Functional Test Gray SPS (1m) 6212	CLOSE	9/1/25 12:00 AM	9/5/25 07:39 AM	9/5/25 07:39 AM	Diesel Generator Inspection/ Functional Test Gray SPS (1m) 6212 -Ran and tested Gray Diesel Generator for approximately 30mins. Recorded readings and no issues found during testing.
4749330			6212, New Liskeard Lagoon	PM	Compliance	1	MONTHS	New Liskeard lagoon Monthly Manual DO test 6212 (1m)	CLOSE	9/1/25 12:00 AM	9/19/25 01:47 PM	9/19/25 01:47 PM	New Liskeard lagoon Monthly Manual DO test 6212 (1m) -Completed monthly DO and temp for cells D1, D2, A1, A2. Attached are results
4758493	0000076675	ENGINE DIESEL GOODMAN SPS	6212, New Liskeard Lagoon Goodman SPS	PM	Refurbish/ Replace/Repair	1	MONTHS	Diesel Generator Inspection/ Functional Test Goodman SPS (1m) 6212	CLOSE	9/2/25 12:00 AM	9/5/25 07:50 AM	9/5/25 07:50 AM	Diesel Generator Inspection/ Functional Test Goodman SPS (1m) 6212 -Ran and Tested Goodman SPS Diesel Generator for 30mins. No leaks found and recorded all readings.
4758509	0000115903	ENGINE DIESEL LAGOON	6212, New Liskeard Lagoon, Process	PM	Refurbish/ Replace/Repair	1	MONTHS	Diesel Generator Inspection/ Functional Test NL Lagoon (1m) 6212	CLOSE	9/2/25 12:00 AM	9/5/25 07:44 AM	9/5/25 07:44 AM	Diesel Generator Inspection/ Functional Test NL Lagoon (1m) 6212 -Ran and tested NL Lagoon Diesel generator for 1 hour with load. Recorded readings and no leaks found.

Workorder Summary Report

Report Start Date: Jan 1, 2025 12:00 AM

Report End Date: Dec 31, 2025 11:59 PM

Location: 6212*

Work Order Type: CALL,CAP,CORR,EMER,OPER,PM

Work Order Class:

				WorkOrder		PM Schedule		Workorder Details					
WO #	Asset ID	Asset Description	Location Description	Type	Class	FEQ	Units	Work Order Description	Status	Schedule Start	Actual Start	Actual Finsh	WorkLog Detail
4758525	0000115923	ENGINE DIESEL MONTGOMERY SPS	6212, New Liskeard Lagoon Montgomery SPS	PM	Refurbish/ Replace/Repair	1	MONTHS	Diesel Generator Inspection/ Functional Test Montgomery SPS (1m) 6212	CLOSE	9/2/25 12:00 AM	9/5/25 01:58 PM	9/5/25 01:58 PM	Diesel Generator Inspection/ Functional Test Montgomery SPS (1m) 6212 -Ran and tested Montgomery SPS Diesel Generator for 30mins. Recorded readings and no leaks found.
4758541	0000115516	ENGINE DIESEL NIVEN SPS	6212, New Liskeard Lagoon Niven SPS	PM	Refurbish/ Replace/Repair	1	MONTHS	Diesel Generator Inspection/ Functional Test Niven SPS (1m) 6212	CLOSE	9/2/25 12:00 AM	9/5/25 07:42 AM	9/5/25 07:42 AM	Diesel Generator Inspection/ Functional Test Niven SPS (1m) 6212 -Ran and tested Niven Diesel Generator for approximately 30mins. Recorded readings and no issues found during testing.
4758557	0000115397	ENGINE DIESEL WHITEWOOD SPS	6212, New Liskeard Lagoon Whitewood SPS	PM	Refurbish/ Replace/Repair	1	MONTHS	Diesel Generator Inspection/ Functional Test Whitewood SPS(1m) 6212	CLOSE	9/2/25 12:00 AM	9/5/25 07:41 AM	9/5/25 07:41 AM	Diesel Generator Inspection/ Functional Test Whitewood SPS(1m) 6212 -Ran and tested Whitewood Diesel Generator for approximately 30mins. Recorded readings and no issues found during testing.
4758573			6212, New Liskeard Lagoon, Process	PM	HEALTH AND SAFETY	1	MONTHS	Health And Safety Inspection (1m) 6212	CLOSE	9/2/25 12:00 AM	9/12/25 01:14 PM	9/12/25 01:14 PM	Health And Safety Inspection (1m) 6212 -Inspected all Fire extinguishers and eye wash stations at SPS and Lagoon.
4760285			6212, New Liskeard Lagoon Gray SPS	CALL	Refurbish/ Replace/Repair	0		Loss of Comm Gray PS 6212	CLOSE		9/8/25 07:55 AM	9/8/25 08:00 AM	-Called for critical alarm due to no comms, reset radio
4762333			6212, New Liskeard Lagoon	CAP	Refurbish/ Replace/Repair	0		NL Lagoon Header Air Line Repair 6212	CLOSE		10/15/25 07:49 AM	10/15/25 07:49 AM	
4762608			6212, New Liskeard Lagoon	CAP	Refurbish/ Replace/Repair	0		NL Lagoon Portable PH Meter 6212	CLOSE		11/3/25 09:05 AM	11/3/25 09:05 AM	

Workorder Summary Report

 Report Start Date: Jan 1, 2025 12:00 AM
 Report End Date: Dec 31, 2025 11:59 PM
 Location: 6212*
 Work Order Type: CALL,CAP,CORR,EMER,OPER,PM
 Work Order Class:

				WorkOrder		PM Schedule		Workorder Details					
WO #	Asset ID	Asset Description	Location Description	Type	Class	FEQ	Units	Work Order Description	Status	Schedule Start	Actual Start	Actual Finsh	WorkLog Detail
4764968			6212, New Liskeard Lagoon Niven SPS	CALL	Predictive Maintenance	0		Call In - Loss of Comm at Niven SPS, 6212	CLOSE		9/27/25 03:11 AM	9/27/25 03:30 AM	Call In - Loss of Comm at Niven SPS, 6212 -Called in for critical alarm. Logged in remotely and loss of comm. Drove to site and power cycled radio and comm restored. Review data logger. No gaps observed onsite
4766686			6212, New Liskeard Lagoon	PM	Inspection	1	MONTHS	Building and Grounds Maintenance (1m) 6212	CLOSE	10/1/25 12:00 AM	11/3/25 05:26 AM	11/3/25 05:26 AM	Building and Grounds Maintenance (1m) 6212 - Removed garbage from site. Swept floor and washed at Lagoon Cleaned washroom at lagoon Swept at Gray Cleaned washroom at Gray Checked facilities interior and exterior. ok
4769568	0000115400	PUMP DIAPHRAGM SODIUM HYPOCHLORITE BYPASS WHITEWOOD SPS	6212, New Liskeard Lagoon Whitewood SPS	PM	Refurbish/ Replace/Repair	1	MONTHS	Pump Diaphragm Sodium Hypo Bypass Inspection (1m) 6212	CLOSE	10/1/25 12:00 AM	10/7/25 03:54 PM	10/7/25 03:54 PM	Pump Diaphragm Sodium Hypo Bypass Inspection (1m) 6212 - Completed pump inspection by isolating pump and sight glass. Filled sight glass with water and turned pump on. Approx. 675mL per min Visually checked pump during drawdown. ok
4769571	0000293671	PUMP DIAPHRAGM 01 FERRIC SULFATE	6212, New Liskeard Lagoon	PM	Refurbish/ Replace/Repair	1	MONTHS	Pump Diaphragm 01 Ferric Sulfate Inspection (1m) 6212	CLOSE	10/1/25 12:00 AM	10/7/25 07:47 AM	10/7/25 07:47 AM	Pump Diaphragm 01 Ferric Sulfate Inspection (1m) 6212 - Hot flushed ferric pump and completed drawdown: approx. 305mL per min Inspected while running. ok No faults displayed

Workorder Summary Report

Report Start Date: Jan 1, 2025 12:00 AM
 Report End Date: Dec 31, 2025 11:59 PM
 Location: 6212*
 Work Order Type: CALL,CAP,CORR,EMER,OPER,PM
 Work Order Class:

				WorkOrder		PM Schedule		Workorder Details					
WO #	Asset ID	Asset Description	Location Description	Type	Class	FEQ	Units	Work Order Description	Status	Schedule Start	Actual Start	Actual Finsh	WorkLog Detail
4769574	0000115522	PUMP DIAPHRAGM 01 SODIUM HYPOCHLORITE BYPASS NIVEN SPS	6212, New Liskeard Lagoon Niven SPS	PM	Refurbish/ Replace/Repair	1	MONTHS	Pump Diaphragm 01 Sodium Hypo Bypass Inspection (1m) 6212	CLOSE	10/1/25 12:00 AM	10/17/25 03:49 PM	10/17/25 03:49 PM	Pump Diaphragm 01 Sodium Hypo Bypass Inspection (1m) 6212 - Visually checked pump during drawdown test: approx 700mL per min
4769577	0000115523	PUMP DIAPHRAGM 02 SODIUM HYPOCHLORITE BYPASS NIVEN SPS	6212, New Liskeard Lagoon Niven SPS	PM	Refurbish/ Replace/Repair	1	MONTHS	Pump Diaphragm 02 Sodium Hypo Bypass Inspection (1m) 6212	CLOSE	10/1/25 12:00 AM	10/17/25 03:50 PM	10/17/25 03:50 PM	Pump Diaphragm 02 Sodium Hypo Bypass Inspection (1m) 6212 - Completed visually inspection during drawdown test. approx 675 mL per min
4788938	0000277393	GENERATOR	6212, New Liskeard Lagoon Gray SPS	PM	Refurbish/ Replace/Repair	1	MONTHS	Diesel Generator Inspection/ Functional Test Gray SPS (1m) 6212	CLOSE	10/1/25 12:00 AM	10/7/25 03:47 PM	10/7/25 03:47 PM	Diesel Generator Inspection/ Functional Test Gray SPS (1m) 6212 - Completed genset test: checked oil, fuel, coolant and block heater no faults displayed recorded running values on sheet
4803361			6212, New Liskeard Lagoon	PM	Compliance	1	MONTHS	New Liskeard lagoon Monthly Manual DO test 6212 (1m)	CLOSE	10/1/25 12:00 AM	10/9/25 07:44 AM	10/9/25 07:44 AM	New Liskeard lagoon Monthly Manual DO test 6212 (1m) - Completed DO of D1, D2, A1; A2 Result on round sheet
4813115	0000076675	ENGINE DIESEL GOODMAN SPS	6212, New Liskeard Lagoon Goodman SPS	PM	Refurbish/ Replace/Repair	1	MONTHS	Diesel Generator Inspection/ Functional Test Goodman SPS (1m) 6212	CLOSE	10/2/25 12:00 AM	10/7/25 03:56 PM	10/7/25 03:56 PM	Diesel Generator Inspection/ Functional Test Goodman SPS (1m) 6212 - Completed genset test: checked oil, coolant, block heater and fuel. no faults displayed recorded running values on sheet

Workorder Summary Report

 Report Start Date: Jan 1, 2025 12:00 AM
 Report End Date: Dec 31, 2025 11:59 PM
 Location: 6212*
 Work Order Type: CALL,CAP,CORR,EMER,OPER,PM
 Work Order Class:

				WorkOrder		PM Schedule		Workorder Details					
WO #	Asset ID	Asset Description	Location Description	Type	Class	FEQ	Units	Work Order Description	Status	Schedule Start	Actual Start	Actual Finsh	WorkLog Detail
4813131	0000115903	ENGINE DIESEL LAGOON	6212, New Liskeard Lagoon, Process	PM	Refurbish/ Replace/Repair	1	MONTHS	Diesel Generator Inspection/ Functional Test NL Lagoon (1m) 6212	CLOSE	10/2/25 12:00 AM	10/7/25 07:51 AM	10/7/25 07:51 AM	Diesel Generator Inspection/ Functional Test NL Lagoon (1m) 6212 - Completed genset test: checked fuel, coolant, block heater and oil no faults displayed recorded running values on sheet. ok
4813147	0000115923	ENGINE DIESEL MONTGOMERY SPS	6212, New Liskeard Lagoon Montgomery SPS	PM	Refurbish/ Replace/Repair	1	MONTHS	Diesel Generator Inspection/ Functional Test Montgomery SPS (1m) 6212	CLOSE	10/2/25 12:00 AM	10/7/25 07:59 AM	10/7/25 07:59 AM	Diesel Generator Inspection/ Functional Test Montgomery SPS (1m) 6212 - Completed genset test: checked fuel, coolant, block heater and oil no faults displayed recorded running values on sheet
4813163	0000115516	ENGINE DIESEL NIVEN SPS	6212, New Liskeard Lagoon Niven SPS	PM	Refurbish/ Replace/Repair	1	MONTHS	Diesel Generator Inspection/ Functional Test Niven SPS (1m) 6212	CLOSE	10/2/25 12:00 AM	10/9/25 07:54 AM	10/9/25 07:54 AM	Diesel Generator Inspection/ Functional Test Niven SPS (1m) 6212 - Completed genset test: checked oil, coolant, block heater and fuel no faults displayed recorded running values on sheet
4813179	0000115397	ENGINE DIESEL WHITEWOOD SPS	6212, New Liskeard Lagoon Whitewood SPS	PM	Refurbish/ Replace/Repair	1	MONTHS	Diesel Generator Inspection/ Functional Test Whitewood SPS(1m) 6212	CLOSE	10/2/25 12:00 AM	10/7/25 08:02 AM	10/7/25 08:02 AM	Diesel Generator Inspection/ Functional Test Whitewood SPS(1m) 6212 - Completed genset test: checked fuel, coolant, block heater and oil no faults displayed recorded running values on sheet

Workorder Summary Report

 Report Start Date: Jan 1, 2025 12:00 AM
 Report End Date: Dec 31, 2025 11:59 PM
 Location: 6212*
 Work Order Type: CALL,CAP,CORR,EMER,OPER,PM
 Work Order Class:

				WorkOrder		PM Schedule		Workorder Details					
WO #	Asset ID	Asset Description	Location Description	Type	Class	FEQ	Units	Work Order Description	Status	Schedule Start	Actual Start	Actual Finsh	WorkLog Detail
4813195			6212, New Liskeard Lagoon, Process	PM	HEALTH AND SAFETY	1	MONTHS	Health And Safety Inspection (1m) 6212	CLOSE	10/2/25 12:00 AM	10/23/25 03:55 PM	10/23/25 03:55 PM	Health And Safety Inspection (1m) 6212 - Completed health and safety: checked fire extinguisher and initial tag checked first aid kits. ok checked eye wash stations. ok checked emergency exist. ok
4813206	0000277330	TANK STORAGE WET WELL CEDAR SPS	6212, New Liskeard Lagoon Cedar SPS	PM	Refurbish/ Replace/Repair	6	MONTHS	Wetwell Inspection Cedar SPS (6m) 6212	COMP	10/2/25 12:00 AM	12/1/25 08:27 AM	12/1/25 08:27 AM	Wetwell Inspection Cedar SPS (6m) 6212 -Complete wetwell inspection while replacing the chain on pump #1. The wet well was sucked out in September therefore, not a lot of grease build up and minimal rag collection
4815590			6212, New Liskeard Lagoon Cedar SPS	CALL	Refurbish/ Replace/Repair	0		Level Hi Alarm Cedar PS 6212	CLOSE		10/7/25 07:51 AM	10/7/25 07:55 AM	-Called for High level at Cedar PS. Grabbed mat from Whitewood and placed over grate. Cut old carpet off because it was all ripped to shreds and would not let the mat sit flat to reduce the incoming water flow. Level was just below alarm setpoint at 2.44m and started going down as soon as I place the mat on the grate.
4817503			6212, New Liskeard Lagoon Elm SPS	CALL	Refurbish/ Replace/Repair	0		high level alarm due to heavy rain fall	CLOSE		10/17/25 08:15 PM	10/17/25 09:00 PM	- high level alarm caused by heavy rain fall. remote logged in and sa. drove to site at 20:15 level was 1.43m. reviewed data logger. peaked at 1.77m unsure why it called out drove to hlby wtp to review trends. nothing was in alarm elm sps level before leaving wtp is 0.66m

Workorder Summary Report

Report Start Date: Jan 1, 2025 12:00 AM
 Report End Date: Dec 31, 2025 11:59 PM
 Location: 6212*
 Work Order Type: CALL,CAP,CORR,EMER,OPER,PM
 Work Order Class:

				WorkOrder		PM Schedule		Workorder Details					
WO #	Asset ID	Asset Description	Location Description	Type	Class	FEQ	Units	Work Order Description	Status	Schedule Start	Actual Start	Actual Finsh	WorkLog Detail
4818198			6212, New Liskeard Lagoon Niven SPS	CAP	Refurbish/ Replace/Repair	0		Niven SPS Hypo Pump PM Kits 6212	CLOSE		11/18/25 01:43 PM	11/27/25 11:09 AM	-Train Miranda on replacing liquid end kit on hypo pump no. 1 and test. Perform a drawdown test on each pump.

Workorder Summary Report

Report Start Date: Jan 1, 2025 12:00 AM
 Report End Date: Dec 31, 2025 11:59 PM
 Location: 6212*
 Work Order Type: CALL,CAP,CORR,EMER,OPER,PM
 Work Order Class:

				WorkOrder		PM Schedule		Workorder Details					
WO #	Asset ID	Asset Description	Location Description	Type	Class	FEQ	Units	Work Order Description	Status	Schedule Start	Actual Start	Actual Finsh	WorkLog Detail
4818234			6212, New Liskeard Lagoon Elm SPS	CAP	Refurbish/ Replace/Repair	0		Replace Failed LIT at Elm SPS 6212	CLOSE		11/3/25 12:40 PM	11/3/25 12:40 PM	-Clean old pilot and put back in well and test. Unit did not function satisfactorily so I found another one at NC Lagoon. Replaced water pilot with Cassie and re setup. Tested unit and found it was working well. Monitored operation for a bit.

Workorder Summary Report

Report Start Date: Jan 1, 2025 12:00 AM
 Report End Date: Dec 31, 2025 11:59 PM
 Location: 6212*
 Work Order Type: CALL,CAP,CORR,EMER,OPER,PM
 Work Order Class:

				WorkOrder		PM Schedule		Workorder Details					
WO #	Asset ID	Asset Description	Location Description	Type	Class	FEQ	Units	Work Order Description	Status	Schedule Start	Actual Start	Actual Finsh	WorkLog Detail
													<p>Call In - Elm SPS LIT -Called in at Elm SPS and logged in remotely. Alarm call out was for low clearwell level and level was currently at 0.26m and pump off. Reviewed SCADA trends and level decreased to approximately 0.18m and low alarm is at 0.20m. Drove to site and visually checked inside hatch but could not see an issue. Once level was 0.63m, I initiated the pump to start by changing the set point from 1.76m. The pump started but there was a delay on LIT display on SCADA but then the level started to go down but low stop float initiated at approximately 0.30m and shutdown pump.</p> <p>I ran another test and changed the stop setpoints from 0.5 m to 0.7m and pump shutdown at 0.70m but LIT decreased to 0.48m after the pump was off. I will leave the stop setpoint at 0.7m for the night as there is no rain event. There is an issue with the LIT that will need further investigation.</p>

Workorder Summary Report

 Report Start Date: Jan 1, 2025 12:00 AM
 Report End Date: Dec 31, 2025 11:59 PM
 Location: 6212*
 Work Order Type: CALL,CAP,CORR,EMER,OPER,PM
 Work Order Class:

				WorkOrder		PM Schedule		Workorder Details					
WO #	Asset ID	Asset Description	Location Description	Type	Class	FEQ	Units	Work Order Description	Status	Schedule Start	Actual Start	Actual Finsh	WorkLog Detail
4821307			6212, New Liskeard Lagoon	PM	Inspection	1	MONTHS	Building and Grounds Maintenance (1m) 6212	COMP	11/1/25 12:00 AM	12/1/25 10:29 AM	12/1/25 10:29 AM	Monthly Building & Grounds Inspection -Checked fire extinguishers, swept and removed garbage from New Liskeard Lagoon, Gray Rd SPS, Goodman SPS, Niven SPS, Whitewood SPS, Montgomery SPS. Replaced well pump starter at NL Lagoon with Bryce.
4823818	0000115400	PUMP DIAPHRAGM SODIUM HYPOCHLORITE BYPASS WHITEWOOD SPS	6212, New Liskeard Lagoon Whitewood SPS	PM	Refurbish/ Replace/Repair	1	MONTHS	Pump Diaphragm Sodium Hypo Bypass Inspection (1m) 6212	CLOSE	11/1/25 12:00 AM	11/12/25 03:24 PM	11/12/25 03:24 PM	Pump Diaphragm Sodium Hypo Bypass Inspection (1m) 6212 -Performed visual inspection and draw down
4823821	0000293671	PUMP DIAPHRAGM 01 FERRIC SULFATE	6212, New Liskeard Lagoon	PM	Refurbish/ Replace/Repair	1	MONTHS	Pump Diaphragm 01 Ferric Sulfate Inspection (1m) 6212	CLOSE	11/1/25 12:00 AM	11/12/25 03:26 PM	11/12/25 03:26 PM	Pump Diaphragm 01 Ferric Sulfate Inspection (1m) 6212 -Performed visual inspection as well as draw down test on both pumps
4823824	0000115522	PUMP DIAPHRAGM 01 SODIUM HYPOCHLORITE BYPASS NIVEN SPS	6212, New Liskeard Lagoon Niven SPS	PM	Refurbish/ Replace/Repair	1	MONTHS	Pump Diaphragm 01 Sodium Hypo Bypass Inspection (1m) 6212	CLOSE	11/1/25 12:00 AM	11/11/25 08:41 AM	11/11/25 08:41 AM	Pump Diaphragm 01 Sodium Hypo Bypass Inspection (1m) 6212 -Performed visual inspection and performed drawdown test on pump
4823827	0000115523	PUMP DIAPHRAGM 02 SODIUM HYPOCHLORITE BYPASS NIVEN SPS	6212, New Liskeard Lagoon Niven SPS	PM	Refurbish/ Replace/Repair	1	MONTHS	Pump Diaphragm 02 Sodium Hypo Bypass Inspection (1m) 6212	CLOSE	11/1/25 12:00 AM	11/11/25 08:42 AM	11/11/25 08:42 AM	Pump Diaphragm 02 Sodium Hypo Bypass Inspection (1m) 6212 -Performed visual inspection and performed drawdown test on pump
4839641	0000277393	GENERATOR	6212, New Liskeard Lagoon Gray SPS	PM	Refurbish/ Replace/Repair	1	MONTHS	Diesel Generator Inspection/ Functional Test Gray SPS (1m) 6212	CLOSE	11/1/25 12:00 AM	11/5/25 03:47 PM	11/5/25 03:47 PM	Diesel Generator Inspection/ Functional Test Gray SPS (1m) 6212 - Performed visual inspection of generator Ran Generator for approximately an hour. Filled out generator maintenance check sheet.
4851763			6212, New Liskeard Lagoon	PM	Compliance	1	MONTHS	New Liskeard lagoon Monthly Manual DO test 6212 (1m)	CLOSE	11/1/25 12:00 AM	11/12/25 03:25 PM	11/12/25 03:25 PM	New Liskeard lagoon Monthly Manual DO test 6212 (1m) -Performed monthly DO test and recorded in rounds binder

Workorder Summary Report

Report Start Date: Jan 1, 2025 12:00 AM

Report End Date: Dec 31, 2025 11:59 PM

Location: 6212*

Work Order Type: CALL,CAP,CORR,EMER,OPER,PM

Work Order Class:

				WorkOrder		PM Schedule		Workorder Details					
WO #	Asset ID	Asset Description	Location Description	Type	Class	FEQ	Units	Work Order Description	Status	Schedule Start	Actual Start	Actual Finsh	WorkLog Detail
4860035	0000076675	ENGINE DIESEL GOODMAN SPS	6212, New Liskeard Lagoon Goodman SPS	PM	Refurbish/ Replace/Repair	1	MONTHS	Diesel Generator Inspection/ Functional Test Goodman SPS (1m) 6212	CLOSE	11/2/25 12:00 AM	11/11/25 08:44 AM	11/11/25 08:44 AM	Diesel Generator Inspection/ Functional Test Goodman SPS (1m) 6212 - Performed visual inspection of generator Ran Generator for approximately an hour. Filled out generator maintenance check sheet.
4860051	0000115903	ENGINE DIESEL LAGOON	6212, New Liskeard Lagoon, Process	PM	Refurbish/ Replace/Repair	1	MONTHS	Diesel Generator Inspection/ Functional Test NL Lagoon (1m) 6212	CLOSE	11/2/25 12:00 AM	11/6/25 03:11 PM	11/6/25 03:11 PM	Diesel Generator Inspection/ Functional Test NL Lagoon (1m) 6212 - Performed visual inspection of generator Ran Generator for approximately half an hour. Filled out generator maintenance check sheet.
4860067	0000115923	ENGINE DIESEL MONTGOMERY SPS	6212, New Liskeard Lagoon Montgomery SPS	PM	Refurbish/ Replace/Repair	1	MONTHS	Diesel Generator Inspection/ Functional Test Montgomery SPS (1m) 6212	CLOSE	11/2/25 12:00 AM	11/5/25 03:46 PM	11/5/25 03:46 PM	Diesel Generator Inspection/ Functional Test Montgomery SPS (1m) 6212 - Performed visual inspection of generator Ran Generator for approximately an hour. Filled out generator maintenance check sheet.
4860083	0000115516	ENGINE DIESEL NIVEN SPS	6212, New Liskeard Lagoon Niven SPS	PM	Refurbish/ Replace/Repair	1	MONTHS	Diesel Generator Inspection/ Functional Test Niven SPS (1m) 6212	CLOSE	11/2/25 12:00 AM	11/11/25 08:44 AM	11/11/25 08:44 AM	Diesel Generator Inspection/ Functional Test Niven SPS (1m) 6212 - Performed visual inspection of generator Ran Generator for approximately an hour. Filled out generator maintenance check sheet.

Workorder Summary Report

 Report Start Date: Jan 1, 2025 12:00 AM
 Report End Date: Dec 31, 2025 11:59 PM
 Location: 6212*
 Work Order Type: CALL,CAP,CORR,EMER,OPER,PM
 Work Order Class:

				WorkOrder		PM Schedule		Workorder Details					
WO #	Asset ID	Asset Description	Location Description	Type	Class	FEQ	Units	Work Order Description	Status	Schedule Start	Actual Start	Actual Finsh	WorkLog Detail
4860099	0000115397	ENGINE DIESEL WHITEWOOD SPS	6212, New Liskeard Lagoon Whitewood SPS	PM	Refurbish/ Replace/Repair	1	MONTHS	Diesel Generator Inspection/ Functional Test Whitewood SPS(1m) 6212	CLOSE	11/2/25 12:00 AM	11/5/25 03:45 PM	11/5/25 03:45 PM	Diesel Generator Inspection/ Functional Test Whitewood SPS(1m) 6212 - Performed visual inspection of generator Ran Generator for approximately an hour. Filled out generator maintenance check sheet.
4860115			6212, New Liskeard Lagoon, Process	PM	HEALTH AND SAFETY	1	MONTHS	Health And Safety Inspection (1m) 6212	CLOSE	11/2/25 12:00 AM	11/12/25 03:28 PM	11/12/25 03:28 PM	Health And Safety Inspection (1m) 6212 -Inspected eye wash, fire extinguishers and exit signage at NL Lagoon. Health And Safety Inspection (1m) 6212 -Inspected first aid kits, eye wash, and fire extinguishers at all sewage pumping stations.
4866425			6212, New Liskeard Lagoon	PM	Inspection	1	MONTHS	Building and Grounds Maintenance (1m) 6212	COMP	12/1/25 12:00 AM	12/16/25 02:00 PM	12/16/25 02:00 PM	-cleaned/ swept sps facilities - cleaned/ swept facility inspected interior and exterior at all sps -cleaned/ swept sps facilities
4869024	0000115400	PUMP DIAPHRAGM SODIUM HYPOCHLORITE BYPASS WHITEWOOD SPS	6212, New Liskeard Lagoon Whitewood SPS	PM	Refurbish/ Replace/Repair	1	MONTHS	Pump Diaphragm Sodium Hypo Bypass Inspection (1m) 6212	COMP	12/1/25 12:00 AM	12/3/25 12:33 PM	12/3/25 12:33 PM	- Completed pump inspection by isolating pump and sight glass. Filled sight glass with water and turned pump on. Approx. 673 mL per min
4869029	0000293671	PUMP DIAPHRAGM 01 FERRIC SULFATE	6212, New Liskeard Lagoon	PM	Refurbish/ Replace/Repair	1	MONTHS	Pump Diaphragm 01 Ferric Sulfate Inspection (1m) 6212	COMP	12/1/25 12:00 AM	12/12/25 02:21 PM	12/12/25 02:21 PM	-Performed visual inspection as well as draw down test on both pumps

Workorder Summary Report

 Report Start Date: Jan 1, 2025 12:00 AM
 Report End Date: Dec 31, 2025 11:59 PM
 Location: 6212*
 Work Order Type: CALL,CAP,CORR,EMER,OPER,PM
 Work Order Class:

				WorkOrder		PM Schedule		Workorder Details					
WO #	Asset ID	Asset Description	Location Description	Type	Class	FEQ	Units	Work Order Description	Status	Schedule Start	Actual Start	Actual Finsh	WorkLog Detail
4869032	0000115522	PUMP DIAPHRAGM 01 SODIUM HYPOCHLORITE BYPASS NIVEN SPS	6212, New Liskeard Lagoon Niven SPS	PM	Refurbish/ Replace/Repair	1	MONTHS	Pump Diaphragm 01 Sodium Hypo Bypass Inspection (1m) 6212	COMP	12/1/25 12:00 AM	12/3/25 12:35 PM	12/3/25 12:35 PM	- Visually checked pump during drawdown test: approx 700mL per min
4869035	0000115523	PUMP DIAPHRAGM 02 SODIUM HYPOCHLORITE BYPASS NIVEN SPS	6212, New Liskeard Lagoon Niven SPS	PM	Refurbish/ Replace/Repair	1	MONTHS	Pump Diaphragm 02 Sodium Hypo Bypass Inspection (1m) 6212	COMP	12/1/25 12:00 AM	12/3/25 12:37 PM	12/3/25 12:37 PM	- Visually checked pump during drawdown test: approx 690 mL per min
4879620	0000076865	ANALYZER PH Lagoon Effluent	6212, New Liskeard Lagoon, Process	PM	Inspection	3	MONTHS	ANALYZER PH PORTABLE LAGOON CALIBRATION (3M) 6212	COMP	12/1/25 12:00 AM	12/4/25 02:58 PM	12/4/25 02:58 PM	- Let probe sit in 4.00 buffer for a bit to clean it. Calibrated meter with freshly made Hach pillow packet buffers. Refreshed storage solution in probe bottle.
4884865	0000277393	GENERATOR	6212, New Liskeard Lagoon Gray SPS	PM	Refurbish/ Replace/Repair	1	MONTHS	Diesel Generator Inspection/ Functional Test Gray SPS (1m) 6212	COMP	12/1/25 12:00 AM	12/4/25 11:10 AM	12/4/25 11:10 AM	-Checked fuel/oil. coolant levels and checked block heater operation. All OK. Let it run for roughly 45 minutes and then recorded the operational data on the monthly checklist
4896774			6212, New Liskeard Lagoon	PM	Compliance	1	MONTHS	New Liskeard lagoon Monthly Manual DO test 6212 (1m)	COMP	12/1/25 12:00 AM	12/12/25 02:16 PM	12/12/25 02:16 PM	-Performed monthly DO test and recorded in rounds binder

Workorder Summary Report

 Report Start Date: Jan 1, 2025 12:00 AM
 Report End Date: Dec 31, 2025 11:59 PM
 Location: 6212*
 Work Order Type: CALL,CAP,CORR,EMER,OPER,PM
 Work Order Class:

				WorkOrder		PM Schedule		Workorder Details					
WO #	Asset ID	Asset Description	Location Description	Type	Class	FEQ	Units	Work Order Description	Status	Schedule Start	Actual Start	Actual Finsh	WorkLog Detail
4905834	0000076675	ENGINE DIESEL GOODMAN SPS	6212, New Liskeard Lagoon Goodman SPS	PM	Refurbish/ Replace/Repair	1	MONTHS	Diesel Generator Inspection/ Functional Test Goodman SPS (1m) 6212	COMP	12/2/25 12:00 AM	12/3/25 12:12 PM	12/3/25 12:12 PM	- Checked fuel/oil. coolant levels and checked block heater operation. All OK. Let it run for roughly 45 minutes and then recorded the operational data on the monthly checklist
4905850	0000115903	ENGINE DIESEL LAGOON	6212, New Liskeard Lagoon, Process	PM	Refurbish/ Replace/Repair	1	MONTHS	Diesel Generator Inspection/ Functional Test NL Lagoon (1m) 6212	COMP	12/2/25 12:00 AM	12/16/25 01:39 PM	12/16/25 01:39 PM	- Checked fuel/oil. coolant levels and checked block heater operation. All OK. Let it run for roughly 45 minutes and then recorded the operational data on the monthly checklist
4905866	0000115923	ENGINE DIESEL MONTGOMERY SPS	6212, New Liskeard Lagoon Montgomery SPS	PM	Refurbish/ Replace/Repair	1	MONTHS	Diesel Generator Inspection/ Functional Test Montgomery SPS (1m) 6212	COMP	12/2/25 12:00 AM	12/3/25 12:13 PM	12/3/25 12:13 PM	- Checked fuel/oil. coolant levels and checked block heater operation. All OK. Let it run for roughly 45 minutes and then recorded the operational data on the monthly checklist
4905882	0000115516	ENGINE DIESEL NIVEN SPS	6212, New Liskeard Lagoon Niven SPS	PM	Refurbish/ Replace/Repair	1	MONTHS	Diesel Generator Inspection/ Functional Test Niven SPS (1m) 6212	COMP	12/2/25 12:00 AM	12/3/25 12:15 PM	12/3/25 12:15 PM	- Checked fuel/oil. coolant levels and checked block heater operation. All OK. Let it run for roughly 45 minutes and then recorded the operational data on the monthly checklist

Workorder Summary Report

 Report Start Date: Jan 1, 2025 12:00 AM
 Report End Date: Dec 31, 2025 11:59 PM
 Location: 6212*
 Work Order Type: CALL,CAP,CORR,EMER,OPER,PM
 Work Order Class:

				WorkOrder		PM Schedule		Workorder Details					
WO #	Asset ID	Asset Description	Location Description	Type	Class	FEQ	Units	Work Order Description	Status	Schedule Start	Actual Start	Actual Finsh	WorkLog Detail
4905898	0000115397	ENGINE DIESEL WHITEWOOD SPS	6212, New Liskeard Lagoon Whitewood SPS	PM	Refurbish/ Replace/Repair	1	MONTHS	Diesel Generator Inspection/ Functional Test Whitewood SPS(1m) 6212	COMP	12/2/25 12:00 AM	12/4/25 11:00 AM	12/4/25 11:00 AM	-was completed by val's service team
4905914			6212, New Liskeard Lagoon, Process	PM	HEALTH AND SAFETY	1	MONTHS	Health And Safety Inspection (1m) 6212	COMP	12/2/25 12:00 AM	12/16/25 01:54 PM	12/16/25 01:54 PM	-verified health and safety measures are operating in in good shape -swept/ cleaned facilities shoveled snow
4906759			6212, New Liskeard Lagoon Whitewood SPS	CAP	Refurbish/ Replace/Repair	0		Trouble Shoot Whitewood Generator With Vals equipment 6212	BUSCOMP		12/15/25 11:14 AM	12/19/25 03:36 PM	
4906966			6212, New Liskeard Lagoon Niven SPS	CALL	Refurbish/ Replace/Repair	0		Loss of comm at Niven SPS 6212	COMP		12/5/25 02:19 PM	12/5/25 02:34 PM	Loss of comm at Niven SPS 6212 -Received a call at 1953 for a critical alarm at Niven SPS. Logged in remotely to confirm a loss of communication. Drove to site and tried resetting the radio for an hour with no success. No heavy rain is in the forecast therefore, I left the radio unplugged for the night and will plug it back in tomorrow morning. I disabled the alarm on SCADA for the night as well. I reviewed the data logger on site and no loss of trends
4907870			6212, New Liskeard Lagoon	CAP	Refurbish/ Replace/Repair	0		Replace Blown Pump Starter and Filters 6212	BUSCOMP		12/15/25 11:11 AM	12/19/25 03:37 PM	

Workorder Summary Report

 Report Start Date: Jan 1, 2025 12:00 AM
 Report End Date: Dec 31, 2025 11:59 PM
 Location: 6212*
 Work Order Type: CALL,CAP,CORR,EMER,OPER,PM
 Work Order Class:

				WorkOrder		PM Schedule		Workorder Details					
WO #	Asset ID	Asset Description	Location Description	Type	Class	FEQ	Units	Work Order Description	Status	Schedule Start	Actual Start	Actual Finsh	WorkLog Detail
4908306			6212, New Liskeard Lagoon Niven SPS	CALL	Refurbish/ Replace/Repair	0		Loss of comm at Niven SPS 6212	COMP		12/13/25 09:14 AM	12/13/25 09:18 AM	Loss of comm at Niven SPS 6212 -Received a call at 1730 for a critical alarm at Niven. Drove to site, unplugged radio, logged in remotely, plugged the radio back in and waited a couple of minutes. Communication restored at 1751. Reviewed data logger back to Dec 9, no loss of trends
4909685			6212, New Liskeard Lagoon Niven SPS	CALL	Refurbish/ Replace/Repair	0		Call In to Reset Communication	COMP		12/20/25 06:28 AM	12/21/25 07:41 AM	-Attempted to Reset Radio communication but was not successful the first 5 hours and reviewed data logger while onsite. Left it over night since flows were minimal and attempted again first thing the next morning by also resetting Dymond radio and comms finally restored.

APPENDIX E

Summary of Abnormal Discharge Events



**New Liskeard Lagoon Sewage Collection System
Summary of Abnormal Discharge Events**

Facility Works Number: **110000515**
 Facility Owner: **City of Temiskaming Shores**
 Service Population: **4900**
 Period Being Reported: **01/2025 12/2025**

Station Name: **Niven Street Pump Station**

Date	Start Time (hh:mm)	Stop Time (hh:mm)	Duration (hours)	Type	Volume (m3)	Disinfection Provided	Reason	Concentrations				Loadings				
								BOD5 (mg/L)	TSS (mg/L)	TP (mg/L)	TKN (mg/L)	E.coli (cfu/100mL)	BOD5 (kg)	TSS (kg)	TP (kg)	TKN (kg)
16-Mar-25	16:26	17:42	1.3	Overflow	246.0	Yes	Heavy rain and melting snow	25.0	78	0.410	5.7	5,260	6.20	19.2	0.101	1.40

Station Name: **Montgomery Avenue Pump Station**

Date	Start Time (hh:mm)	Stop Time (hh:mm)	Duration (hours)	Type	Volume (m3)	Disinfection Provided	Reason	Concentrations				Loadings				
								BOD5 (mg/L)	TSS (mg/L)	TP (mg/L)	TKN (mg/L)	E.coli (cfu/100mL)	BOD5 (kg)	TSS (kg)	TP (kg)	TKN (kg)
16-Mar-25	18:07	21:29	3.4	Overflow	271.0	Yes	Heavy rain and melting snow	36.0	53	0.571	6.9	5,380	9.80	14.4	0.155	1.87

Station Name: **Robert/Elm Pump Station**

Date	Start Time (hh:mm)	Stop Time (hh:mm)	Duration (hours)	Type	Volume (m3)	Disinfection Provided	Reason	Concentrations				Loadings				
								BOD5 (mg/L)	TSS (mg/L)	TP (mg/L)	TKN (mg/L)	E.coli (cfu/100mL)	BOD5 (kg)	TSS (kg)	TP (kg)	TKN (kg)
16-Mar-25	17:54	21:00	3.1	Overflow	1987.0	Yes	Heavy rain and melting snow	26.0	72	0.538	5.4	5,480	51.7	143	1.07	10.7